

This document explains how to use the PandaDoc logo.

Primary logo

Our primary logo is the horizontal lockup, which should be utilized in instances where no other PandaDoc branding is present, such as external communications.




Secondary logo

The simplicity of our iconic symbol empowers us to refine and elevate it. By integrating it into familiar PandaDoc settings, we enhance recognition and strengthen familiarity among our audience.



Safe zone

Always leave some space around the logo, at least the size of the PD mark. The area around the logo should always have a generous clear space so that logo is not crowded or constrained by external elements. The image shows the minimum amount of space that should surround the marks.



Usage on backgrounds

In order to stay consistent in our external and internal communication we need to adhere to the following color palette.

It consists of our primary PD colors and additional background colors.

Dark shades



Emerald
238668



Emerald - dark
136A50



Black
242424

Dark shades



87B5A7




B9CDC7




DEE5E3




EEE9E1



FF826C



FFB3A6



F6DBD7




F8F5F3



A496FF



C5BCFF



E7DEFF



FFFFFF

Incorrect use of logo

Do not alter, modify, or add to the logo. Preserve its orientation, color, and composition as specified in this document.

