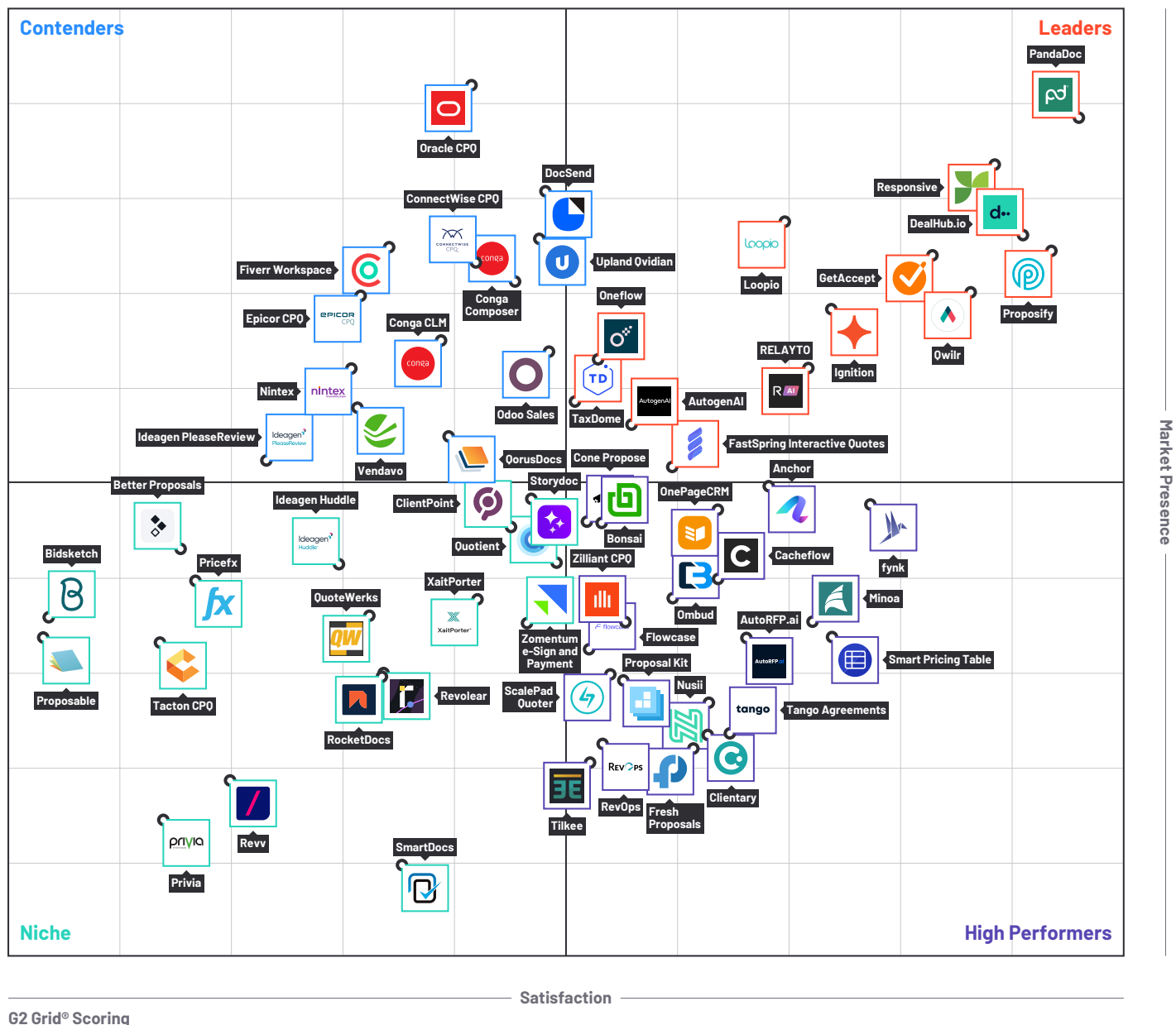


Grid® Report for Proposal Summer 2025



Proposal Software



G2 Grid® Scoring

(Proposal Software continues on next page)

Proposal Software (continued)

Proposal Software Definition

Proposal software is designed to streamline and automate the proposal and [request for proposal](#) (RFP) process for sales operations. Sales professionals benefit from proposal software features like the ability to quickly generate documents in multiple file formats, share documents through multiple channels, and track the impact of RFP and proposal documents on the sales success. Proposals can be the first important step in a business relationship, which means that salespeople need to include valuable and consistent content that is personalized to customer profiles and needs. Proposal tools are usually used to help sales or partnerships, so common integrations include [CRM software](#), [CPQ software](#), [e-signature software](#), and [accounting software](#).

To qualify for inclusion in the Proposal category, a product must:

- ▶ Provide a repository of documents and templates which can be used to quickly generate proposals
- ▶ Integrate with solutions like CRM and CPQ to pull product and customer data
- ▶ Offer functionality to quickly and efficiently create and send proposals
- ▶ Allow edits and feedback during the proposal process, and track changes made
- ▶ Include analytics to evaluate the efficiency of the proposal process

Proposal Grid® Scoring Description

Products shown on the Grid® for Proposal have received a minimum of 10 reviews/ratings in data gathered by May 27, 2025. Products are ranked by customer satisfaction (based on user reviews) and market presence (based on market share, seller size, and social impact) and placed into four categories on the Grid®:

- ▶ Products in the Leader quadrant are rated highly by G2 users and have substantial Market Presence scores. Leaders include: [PandaDoc](#), [Responsive](#), formerly [RFPIO](#), [Proposify](#), [DealHub.io](#), [GetAccept](#), [Qwilr](#), [Loopio](#), [Ignition](#), [RELAYTO](#), [Oneflow](#), [AutogenAI](#), [FastSpring Interactive Quotes](#), and [TaxDome](#)
- ▶ High Performing products have high customer Satisfaction scores and low Market Presence compared to the rest of the category. High Performers include: [fynk](#), [Anchor](#), [OnePageCRM](#), [Smart Pricing Table](#), [Minoa](#), [Cacheflow](#), [AutoRFP.ai](#), [Bonsai](#), [Cone Propose](#), [Ombud](#), [Zilliant CPQ](#), [Nusii](#), [Tango Agreements](#), [Clientary](#), [Flowcase](#), [Proposal Kit](#), [ScalePad Quoter](#), [Fresh Proposals](#), [RevOps](#), and [Tilkee](#)
- ▶ Contender products have relatively low customer Satisfaction scores and high Market Presence compared to the rest of the category. While they may have positive reviews, they do not have enough reviews to validate those ratings. Contenders include: [Oracle CPQ](#), [DocSend](#), [Upland Qvidian](#), [Conga Composer](#), [ConnectWise CPQ](#), [Odoo Sales](#), [Fiverr Workspace](#), [Conga CLM](#), [Epicor CPQ](#), [QorusDocs](#), [Nintex](#), [Vendavo](#), and [Ideagen PleaseReview](#)
- ▶ Niche products have relatively low Satisfaction scores and low Market Presence compared to the rest of the category. While they may have positive reviews, they do not have enough reviews to validate those ratings. Niche products include: [Storydoc](#), [Quotient](#), [ClientPoint](#), [Zomentum e-Sign and Payment](#), [XaitPorter](#), [Ideagen Huddle](#), [QuoteWerks](#), [Revolear](#), [RocketDocs](#), [Better Proposals](#), [Pricefx](#), [Tacton CPQ](#), [SmartDocs](#), [Bidsketch](#), [Revv](#), [Proposable](#), and [Privia](#)



Grid® Scores for Proposal Software

The table below shows the Satisfaction and Market Presence scores that determine product placement on the Grid®. To learn more about each of the products, please see the profile section.

Leaders

	# of Reviews	Satisfaction	Market Presence	G2 Score
PandaDoc	1317	99	93	96
Responsive, formerly RFPIO	705	91	87	89
Proposify	1068	96	77	87
DealHub.io	567	94	79	86
GetAccept	495	85	77	81
Qwirl	739	89	72	80
Loopio	400	71	80	76
Ignition	91	75	70	73
RELAYTO	250	73	63	68
Oneflow	139	53	64	59
AutogenAI	38	56	57	57
FastSpring Interactive Quotes	13	60	52	56
TaxDome	36	51	59	55

(Grid® Scores for Proposal Software continues on next page)

* Products are ordered by G2 Score. Satisfaction score is used as a tiebreaker if two products have the same G2 Score.



Grid® Scores for Proposal Software (continued)

The table below shows the Satisfaction and Market Presence scores that determine product placement on the Grid®. To learn more about each of the products, please see the profile section.

High Performers

	# of Reviews	Satisfaction	Market Presence	G2 Score
fynk	24	79	47	63
Anchor	45	69	50	60
OnePageCRM	28	64	47	56
Smart Pricing Table	44	75	32	54
Minoa	18	74	34	54
Cacheflow	51	65	39	52
AutoRFP.ai	21	67	32	50
Bonsai	34	53	45	49
Cone Propose	16	52	45	49
Ombud	21	60	36	48
Zilliant CPQ	16	56	34	45
Nusii	24	64	24	44
Tango Agreements	10	66	21	43
Clientary	32	64	20	42
Flowcase	23	52	30	41
Proposal Kit	18	55	27	41
ScalePad Quoter	20	54	27	41
Fresh Proposals	15	62	19	40
RevOps	23	54	19	36
Tilkee	11	52	17	35

(Grid® Scores for Proposal Software continues on next page)

* Products are ordered by G2 Score. Satisfaction score is used as a tiebreaker if two products have the same G2 Score.



Grid® Scores for Proposal Software (continued)

The table below shows the Satisfaction and Market Presence scores that determine product placement on the Grid®. To learn more about each of the products, please see the profile section.

Contenders

	# of Reviews	Satisfaction	Market Presence	G2 Score
Oracle CPQ	77	41	97	69
DocSend	293	48	84	66
Upland Qvidian	99	47	78	63
Conga Composer	291	45	73	59
ConnectWise CPQ	105	41	76	59
Odoo Sales	13	48	65	57
Fiverr Workspace	17	33	78	55
Conga CLM	231	38	67	52
Epicor CPQ	45	30	72	51
QorusDocs	137	39	55	47
Nintex	237	30	63	46
Vendavo	33	30	59	44
Ideagen PleaseReview	23	21	53	37

(Grid® Scores for Proposal Software continues on next page)

* Products are ordered by G2 Score. Satisfaction score is used as a tiebreaker if two products have the same G2 Score.



Grid® Scores for Proposal Software (continued)

The table below shows the Satisfaction and Market Presence scores that determine product placement on the Grid®. To learn more about each of the products, please see the profile section.

Niche

	# of Reviews	Satisfaction	Market Presence	G2 Score
Storydoc	18	47	48	47
Quotient	21	49	41	45
ClientPoint	197	45	45	45
Zomentum e-Sign and Payment	30	46	33	40
XaitPorter	47	42	36	39
Ideagen Huddle	63	28	40	34
QuoteWerks	134	31	34	33
Revolear	10	33	27	30
RocketDocs	79	33	27	30
Better Proposals	48	13	42	28
Pricefx	18	15	38	27
Tacton CPQ	39	11	31	21
SmartDocs	15	34	5	20
Bidsketch	11	1	34	17
Revv	21	18	15	16
Proposable	74	0	32	16
Privia	17	12	10	11

* Products are ordered by G2 Score. Satisfaction score is used as a tiebreaker if two products have the same G2 Score.



Grid® Methodology

Grid® Rating Methodology

The Grid® represents the democratic voice of real software users, rather than the subjective opinion of one analyst. G2 rates products from the Proposal category algorithmically based on data sourced from product reviews shared by G2 users and data sourced from third parties.

Technology buyers can use the Grid® to help them quickly select the best products for their businesses and to find peers with similar experiences. For sellers, media, investors, and analysts, the Grid® provides benchmarks for product comparison and market trend analysis.

Grid® Scoring Methodology

The Grid® Report for Proposal | Summer 2025 is based on reviews collected through May 27, 2025. We apply unique algorithms to this data to calculate Satisfaction (v4.0) and Market Presence (v7.0) scores for the Summer 2025 report quarter. To view the Proposal Grid® with the most recent data, please visit the [Proposal](#) page. For more details on Grid® Scoring, please view the [G2 Scoring Methodology here](#).

Grid® Categorization Methodology

Making G2 research relevant and easy for people to use as they evaluate and select business software products is one of our most important goals. In support of that goal, organizing products and software companies in a well-defined structure that makes capturing, evaluating, and displaying reviews and other research in an orderly manner is a critical part of the research process.

To manage the process of categorizing the software products and the related reviews in the G2 community, G2 follows a publicly available [categorization methodology](#). All products appearing on the Grid® have passed through G2's categorization methodology and meet G2's category standards.

Many terms that appear regularly across G2 and are used to aid in product categorization warrant a definition to facilitate buyer understanding. These terms may be included within reviews from the G2 community or in executive summaries for products included on the Grid®. A [list of standard definitions](#) is available to G2 users to eliminate confusion and ease the buying process.

Rating Changes and Dynamics

The ratings in this report are based on a snapshot of the user reviews and third-party data collected by G2 up through May 27, 2025. The ratings may change as the products are further developed, the sellers grow, and as additional opinions are shared by users. G2 updates the ratings on its website in real time as additional data is received, and this report will be updated as significant data is received. By improving their products and support and/or by having more satisfied customer voices heard, Contenders may become Leaders and Niche sellers may become High Performers.

Trust

Keeping our ratings unbiased is our top priority. G2 follows defined community guidelines to ensure privacy, and authenticity for users and reviews. For more details, please view the [G2 Community Guidelines here](#).

(Grid® Methodology continues on next page)

** Net Promoter, Net Promoter System, Net Promoter Score, NPS and the NPS-related emoticons are registered trademarks of Bain & Company, Inc., Fred Reichheld and Satmetrix Systems, Inc.



Grid® Methodology (continued)

Grid® Inclusion Criteria

All products in a G2 category that have at least 10 reviews from real users of the product are included on the Grid®. Inviting other users, such as colleagues and peers, to join G2 and share authentic product reviews will accelerate this process.

If a product is not yet listed on G2 and it fits the market definition above, then users are encouraged to [suggest its addition](#) to our [Proposal category](#).

Product Profiles

Product profiles and detailed charts are included for products with 10 or more reviews.



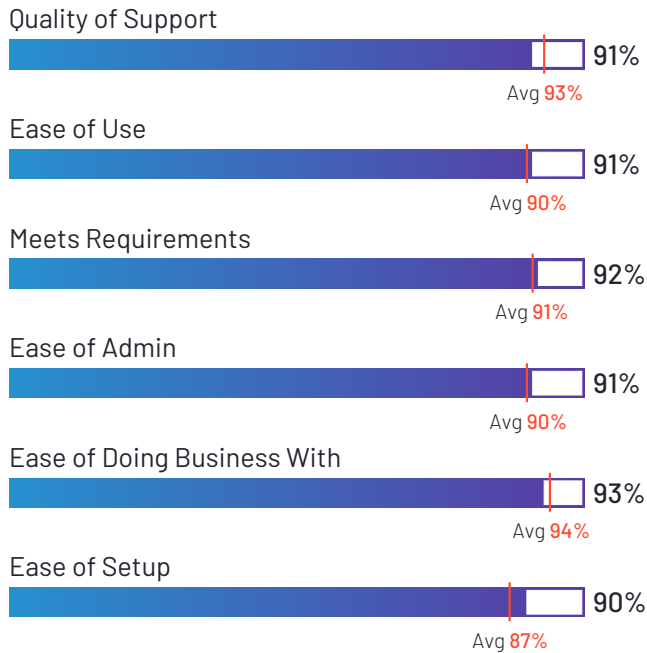
PandaDoc

4.7 ★★★★★ (2,858)

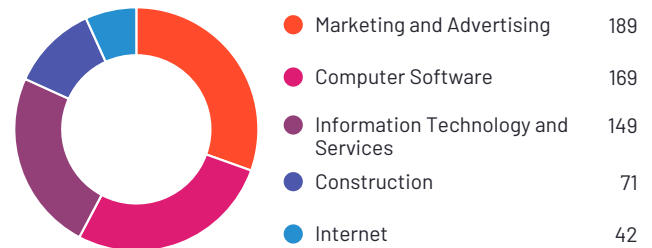


PandaDoc has been named a Leader based on receiving a high customer Satisfaction score and having a large Market Presence. PandaDoc received the highest Satisfaction score among products in Proposal. 97% of users rated it 4 or 5 stars, 92% of users believe it is headed in the right direction, and users said they would be likely to recommend PandaDoc at a rate of 93%. PandaDoc is also in the Online Form Builder, E-Notary, Document Generation, E-Signature, Salesforce AppExchange Apps, CPQ, and Contract Management categories.

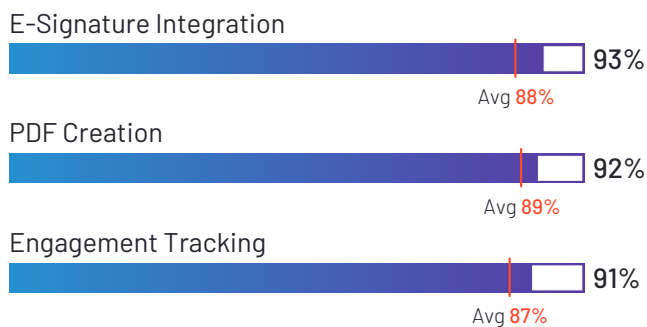
Satisfaction Ratings



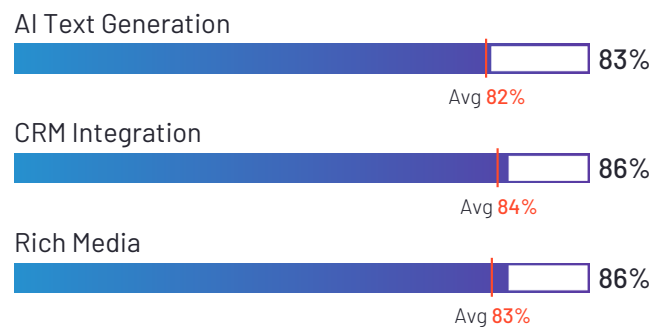
Top Industries Represented



Highest-Rated Features



Lowest-Rated Features



Ownership
PandaDoc



HQ Location
San Francisco, CA



Year Founded
2011



Employees (Listed On LinkedIn)
796



Company Website
pandadoc.com



Responsive, formerly RFPIO

4.5 ★★★★★ (1,148)



Responsive, formerly RFPIO has been named a Leader based on receiving a high customer Satisfaction score and having a large Market Presence. 98% of users rated it 4 or 5 stars, 92% of users believe it is headed in the right direction, and users said they would be likely to recommend Responsive, formerly RFPIO at a rate of 92%. Responsive, formerly RFPIO is also in the Vendor Security and Privacy Assessment, RFP, Document Generation, Salesforce AppExchange Apps, and Strategic Sourcing categories.

Satisfaction Ratings

Quality of Support



Ease of Use



Meets Requirements



Ease of Admin



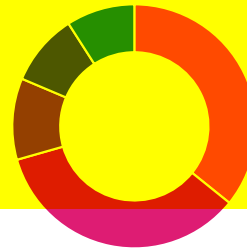
Ease of Doing Business With



Ease of Setup



Top Industries Represented



Computer Software	146
Information Technology and Services	142
Financial Services	44
Hospital & Health Care	39
Insurance	37

Highest-Rated Features

Collaborative Creation



User, Role, and Access Management



Assembly and Approval Workflows



Lowest-Rated Features

AI Text Generation



E-Signature Integration



API / Integrations



Ownership
Responsive



HQ Location
Frisco, Texas



Year Founded
2016



Employees (Listed On LinkedIn)
633



Company Website
responsive.io



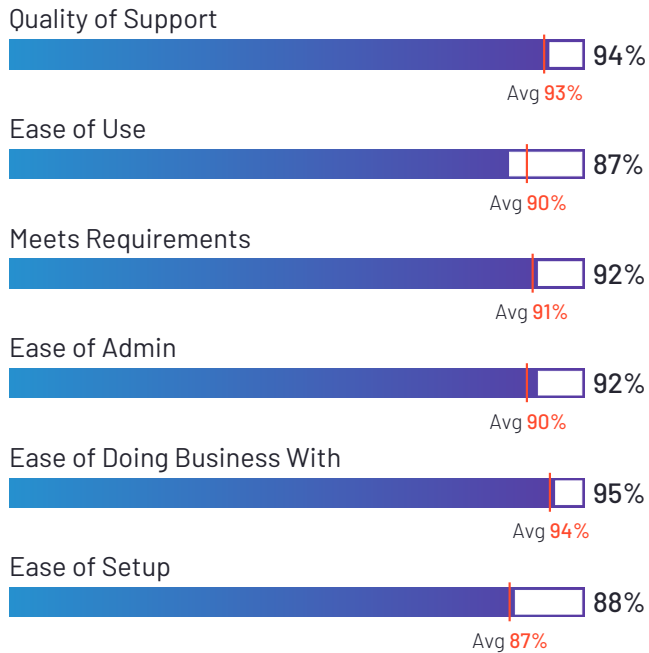
Proposify

4.6 ★★★★★ (1,119)



Proposify has been named a Leader based on receiving a high customer Satisfaction score and having a large Market Presence. 96% of users rated it 4 or 5 stars, 93% of users believe it is headed in the right direction, and users said they would be likely to recommend Proposify at a rate of 93%. Proposify is also in the Document Generation, CPQ, Contract Management, and E-Signature categories.

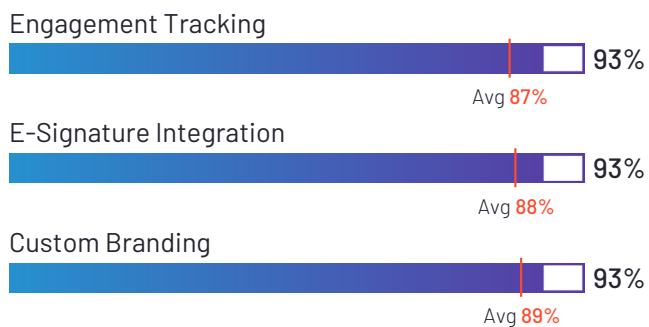
Satisfaction Ratings



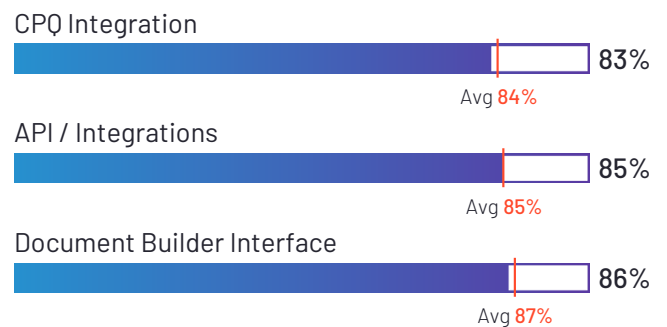
Top Industries Represented



Highest-Rated Features



Lowest-Rated Features



Ownership
Proposify



HQ Location
Halifax



Year Founded
2012



Employees (Listed On LinkedIn)
70



Company Website
proposify.com



DealHub.io

4.7 ★★★★★ (729)



DealHub.io has been named a Leader based on receiving a high customer Satisfaction score and having a large Market Presence. 99% of users rated it 4 or 5 stars, 95% of users believe it is headed in the right direction, and users said they would be likely to recommend DealHub.io at a rate of 95%. DealHub.io is also in the Digital Sales Room, Contract Lifecycle Management (CLM), Sales Engagement, Document Generation, Salesforce CRM Document Generation, Sales Enablement, CPQ, Contract Management, and Subscription Billing categories.

Satisfaction Ratings

Quality of Support



Ease of Use



Meets Requirements



Ease of Admin



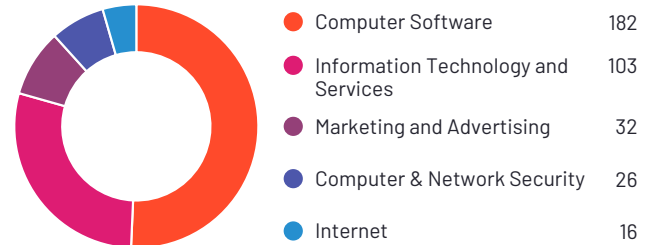
Ease of Doing Business With



Ease of Setup



Top Industries Represented



Highest-Rated Features

E-Signature Integration



CPQ Integration



Customizability: Variables and Fields



Lowest-Rated Features

AI Text Generation



Reporting and Dashboards



Proposal Effectiveness Reporting



Ownership
DealHub.io



HQ Location
Austin, Texas



Year Founded
2014



**Employees (Listed
On LinkedIn)**
244



Company Website
dealhub.io



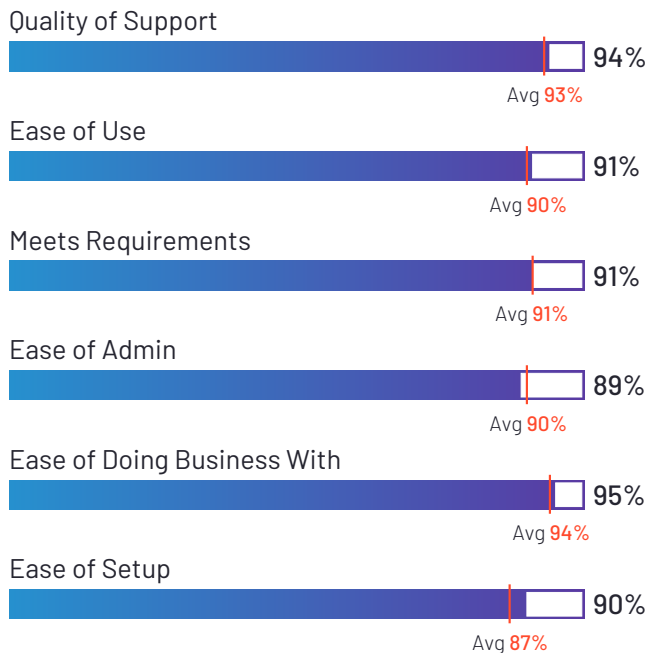
GetAccept

4.6 ★★★★★ (961)

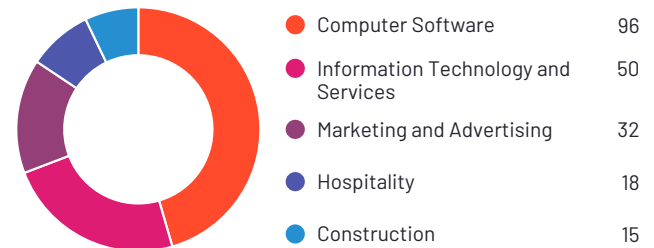


GetAccept has been named a Leader based on receiving a high customer Satisfaction score and having a large Market Presence. 98% of users rated it 4 or 5 stars, 93% of users believe it is headed in the right direction, and users said they would be likely to recommend GetAccept at a rate of 93%. GetAccept is also in the E-Signature APIs, Digital Sales Room, Sales Engagement, Sales Enablement, E-Signature, Salesforce AppExchange Apps, Contract Management, Document Generation, and Salesforce CRM Document Generation categories.

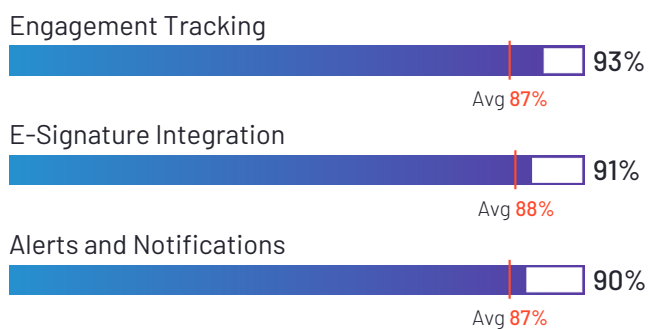
Satisfaction Ratings



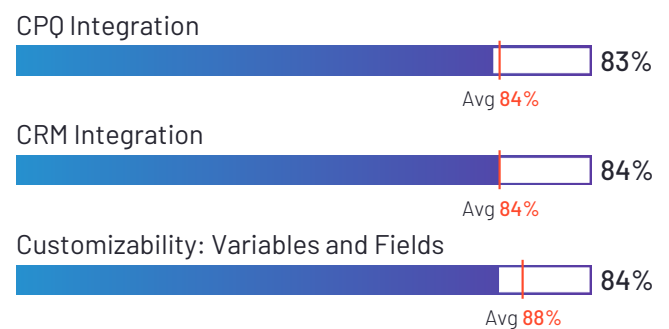
Top Industries Represented



Highest-Rated Features



Lowest-Rated Features



Ownership
GetAccept Inc.



HQ Location
Palo Alto, CA



Year Founded
2015



Employees (Listed On LinkedIn)
169



Company Website
getaccept.com



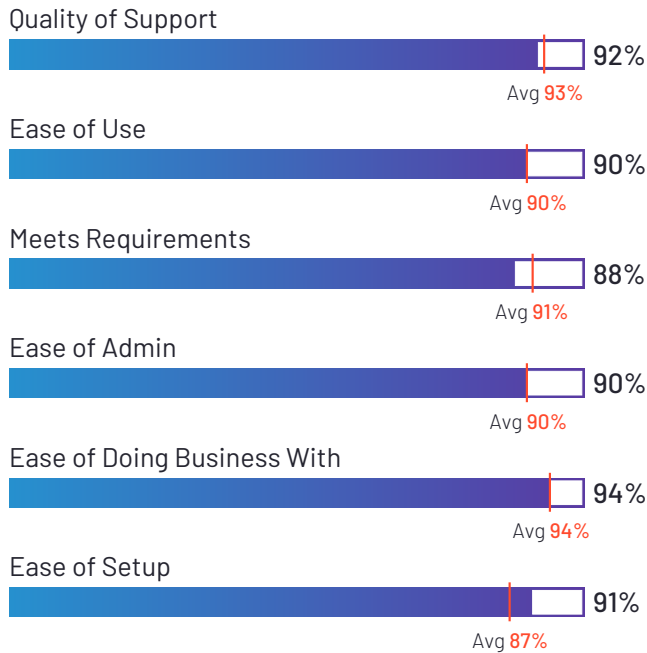
Qwilr

4.6 ★★★★★ (796)

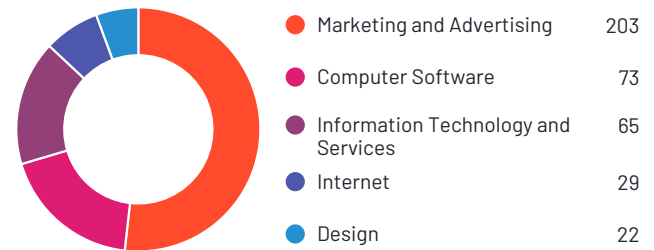


Qwilr has been named a Leader based on receiving a high customer Satisfaction score and having a large Market Presence. 96% of users rated it 4 or 5 stars, 93% of users believe it is headed in the right direction, and users said they would be likely to recommend Qwilr at a rate of 91%. Qwilr is also in the Document Generation, E-Signature, CPQ, Contract Management, Sales Enablement, and Digital Sales Room categories.


Satisfaction Ratings



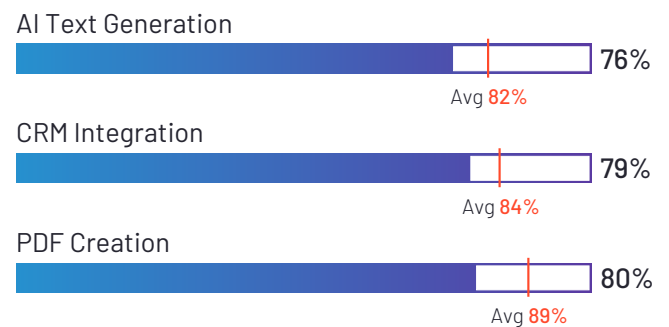
Top Industries Represented



Highest-Rated Features



Lowest-Rated Features



Ownership
Qwilr



HQ Location
Redfern, New South
Wales



Year Founded
2014



**Employees (Listed
On LinkedIn)**
94



Company Website
qwilr.com



Loopio

4.7 ★★★★★ (656)



Loopio has been named a Leader based on receiving a high customer Satisfaction score and having a large Market Presence. 99% of users rated it 4 or 5 stars, 97% of users believe it is headed in the right direction, and users said they would be likely to recommend Loopio at a rate of 95%. Loopio is also in the RFP, Salesforce AppExchange Apps, and Vendor Security and Privacy Assessment categories.

Satisfaction Ratings

Quality of Support



Ease of Use



Meets Requirements



Ease of Admin



Ease of Doing Business With



Ease of Setup



Top Industries Represented



Highest-Rated Features

User, Role, and Access Management



Collaborative Creation



Alerts and Notifications



Lowest-Rated Features

AI Text Generation



Rich Media



Template Creation and Flexibility



Ownership
Loopio Inc.



HQ Location
Toronto



Year Founded
2014



**Employees (Listed
On LinkedIn)**
294



Company Website
www.loopio.com



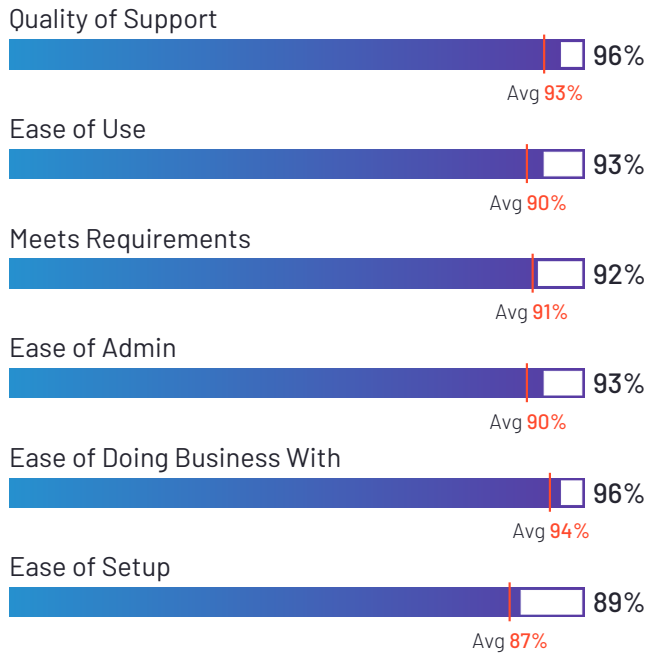
Ignition

4.7 ★★★★★ (96)



Ignition has been named a Leader based on receiving a high customer Satisfaction score and having a large Market Presence. 97% of users rated it 4 or 5 stars, 100% of users believe it is headed in the right direction, and users said they would be likely to recommend Ignition at a rate of 95%. Ignition is also in the E-Signature, Contract Management, and Payment Processing categories.


Satisfaction Ratings



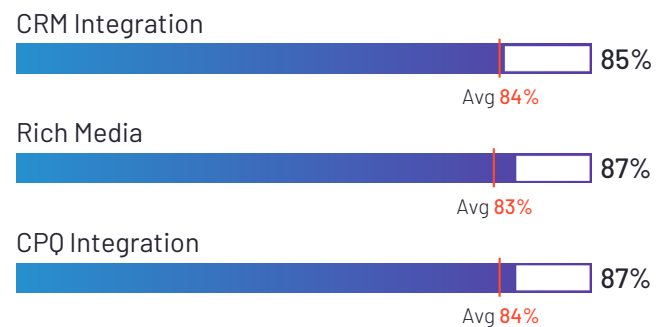
Top Industries Represented



Highest-Rated Features



Lowest-Rated Features



Ownership
Ignition



HQ Location
Chippendale, Australia



Year Founded
2011



Employees (Listed On LinkedIn)
274



Company Website
ignitionapp.com



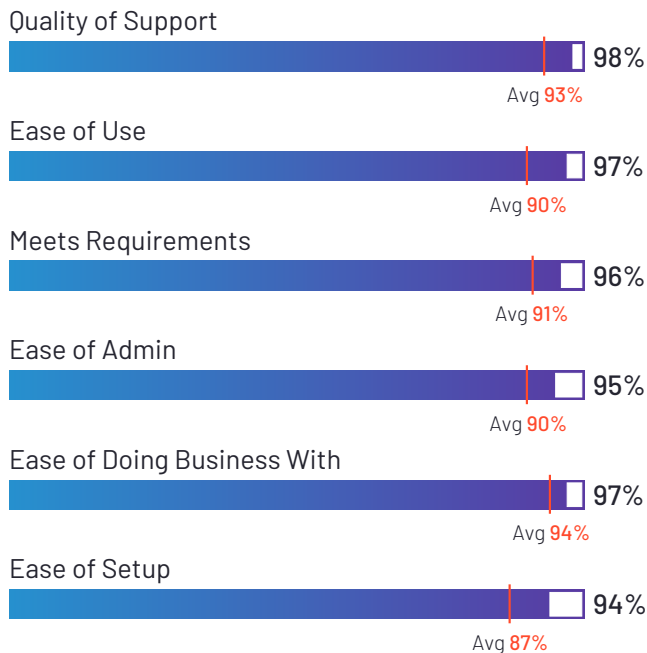
RELAYTO

4.7 ★★★★★ (453)

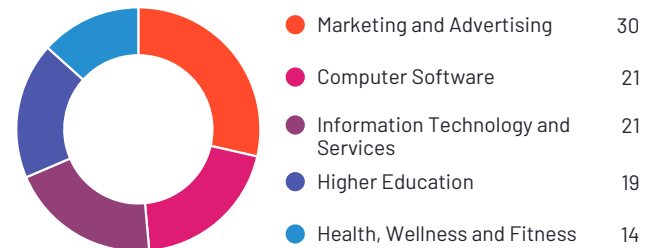


RELAYTO has been named a Leader based on receiving a high customer Satisfaction score and having a large Market Presence. 100% of users rated it 4 or 5 stars, 98% of users believe it is headed in the right direction, and users said they would be likely to recommend RELAYTO at a rate of 97%. RELAYTO is also in the Demo Automation, Digital Sales Room, Content Curation, Account-Based Web and Content Experiences, Flipbook, Content Distribution, Content Experience Platforms, Content Creation, Sales Enablement, Content Analytics, CMS Tools, Presentation, and AI Content Creation Platforms categories.


Satisfaction Ratings



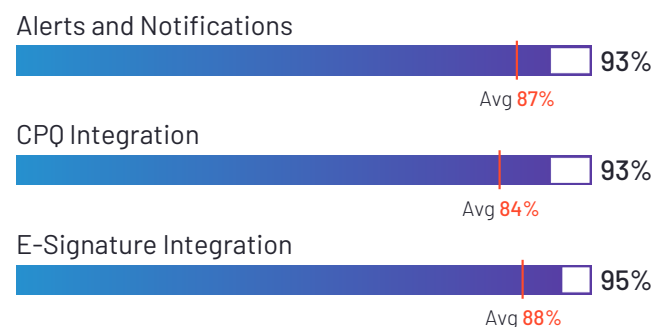
Top Industries Represented



Highest-Rated Features



Lowest-Rated Features



Ownership
Relayto



HQ Location
San Francisco ,
California



Year Founded
2023



**Employees (Listed
On LinkedIn)**
49



Company Website
relayto.com



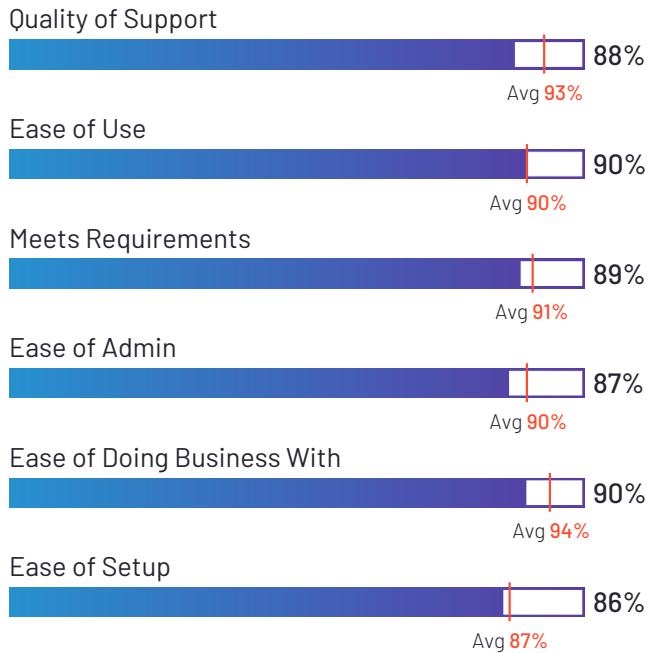
Oneflow

4.4 ★★★★★ (369)

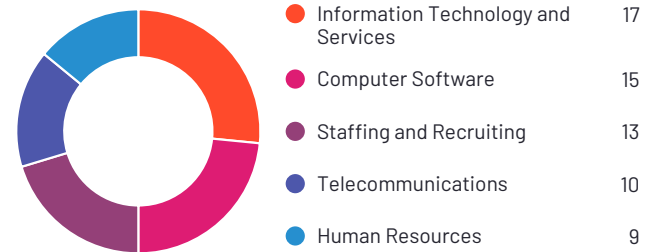


Oneflow has been named a Leader based on receiving a high customer Satisfaction score and having a large Market Presence. 96% of users rated it 4 or 5 stars, 87% of users believe it is headed in the right direction, and users said they would be likely to recommend Oneflow at a rate of 89%. Oneflow is also in the Contract Lifecycle Management (CLM), E-Signature, Salesforce AppExchange Apps, Contract Management, and Contract Analytics categories.


Satisfaction Ratings



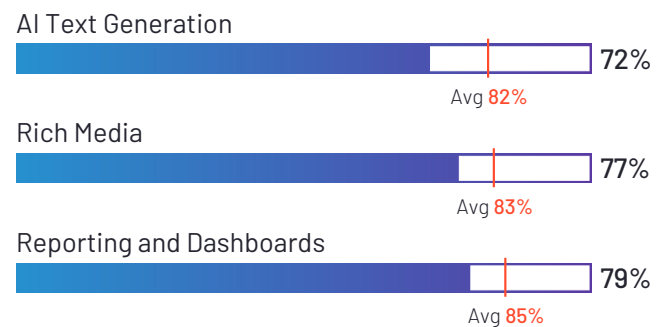
Top Industries Represented



Highest-Rated Features



Lowest-Rated Features



Ownership
Oneflow



HQ Location
Stockholm,
Stockholm County



Year Founded
2012



**Employees (Listed
On LinkedIn)**
182



Company Website
oneflow.com

AutogenAI

AutogenAI

4.5 ★★★★★ (57)



AutogenAI has been named a Leader based on receiving a high customer Satisfaction score and having a large Market Presence. 100% of users rated it 4 or 5 stars, 100% of users believe it is headed in the right direction, and users said they would be likely to recommend AutogenAI at a rate of 90%. AutogenAI is also in the Bid Management, RFP, and AI Writing Assistant categories.

Satisfaction Ratings

Quality of Support



Ease of Use



Meets Requirements



Ease of Admin



Ease of Doing Business With



Ease of Setup



Top Industries Represented



Highest-Rated Features

AI Text Generation



Collaborative Creation



Document Builder Interface



Lowest-Rated Features

Rich Media



E-Signature Integration



CRM Integration



Ownership
AutogenAI



HQ Location
New York, NY



Year Founded
2022



**Employees (Listed
On LinkedIn)**
200



Company Website
autogenai.com



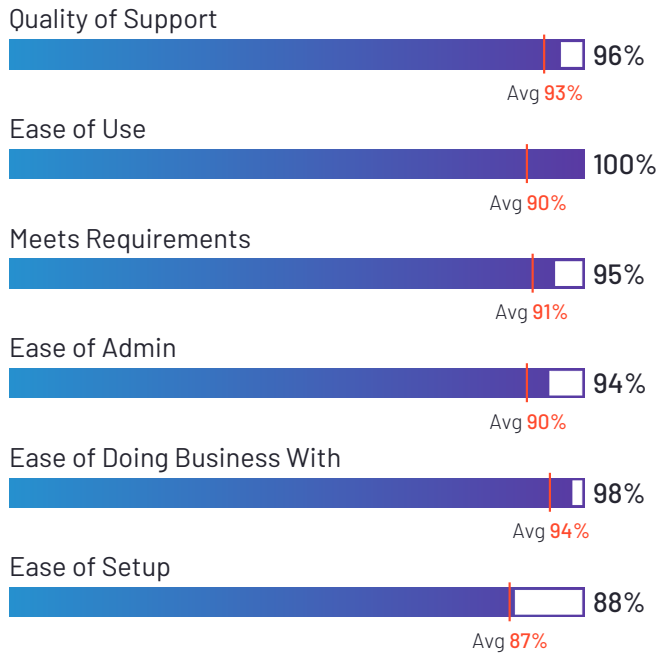
FastSpring Interactive Quotes

4.7 ★★★★★ (17)



FastSpring Interactive Quotes has been named a Leader based on receiving a high customer Satisfaction score and having a large Market Presence. 100% of users rated it 4 or 5 stars, 91% of users believe it is headed in the right direction, and users said they would be likely to recommend FastSpring Interactive Quotes at a rate of 94%. FastSpring Interactive Quotes is also in the CPQ category.

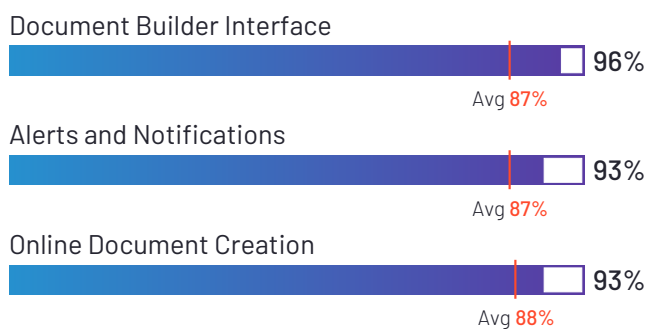
Satisfaction Ratings



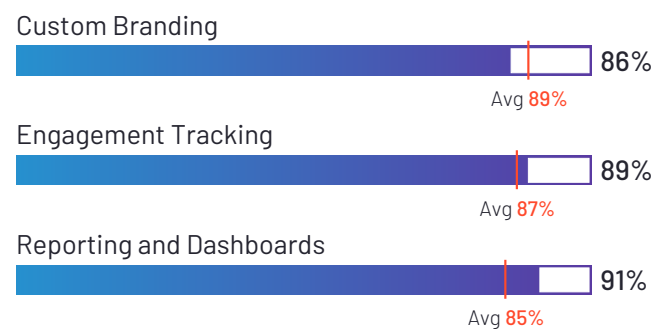
Top Industries Represented



Highest-Rated Features



Lowest-Rated Features



Ownership
FastSpring



HQ Location
Santa Barbara, CA



Year Founded
2005



Employees (Listed On LinkedIn)
157



Company Website
fastspring.com



TaxDome

4.7 ★★★★★ (630)



TaxDome has been named a Leader based on receiving a high customer Satisfaction score and having a large Market Presence. 100% of users rated it 4 or 5 stars, 97% of users believe it is headed in the right direction, and users said they would be likely to recommend TaxDome at a rate of 94%. TaxDome is also in the Tax Practice Management, Accounting Practice Management, Workflow Management, and Client Portal categories.

Satisfaction Ratings

Quality of Support



Ease of Use



Meets Requirements



Ease of Admin



Ease of Doing Business With



Ease of Setup



Top Industries Represented



Highest-Rated Features

Assembly and Approval Workflows



Alerts and Notifications



User, Role, and Access Management



Lowest-Rated Features

AI Text Generation



Reporting and Dashboards



Online Document Creation



Ownership
TaxDome



HQ Location
New York, US



Year Founded
2017



Employees (Listed On LinkedIn)
252



Company Website
taxdome.com



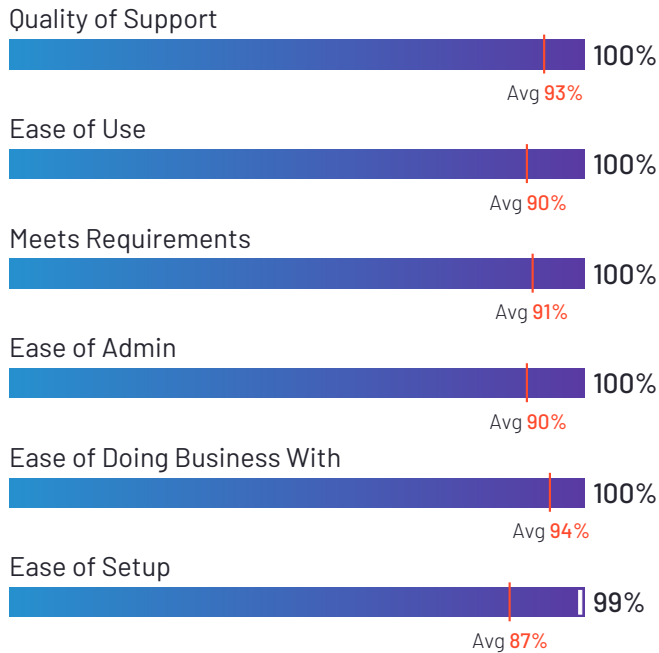
fynk

4.9 ★★★★★ (35)




fynk has been named a High Performer product based on having high customer Satisfaction scores and a low Market Presence compared to the rest of the category. 100% of users rated it 4 or 5 stars, 100% of users believe it is headed in the right direction, and users said they would be likely to recommend fynk at a rate of 99%. fynk is also in the Online Form Builder, Document Generation, E-Signature, Contract Management, and Contract Lifecycle Management (CLM) categories.

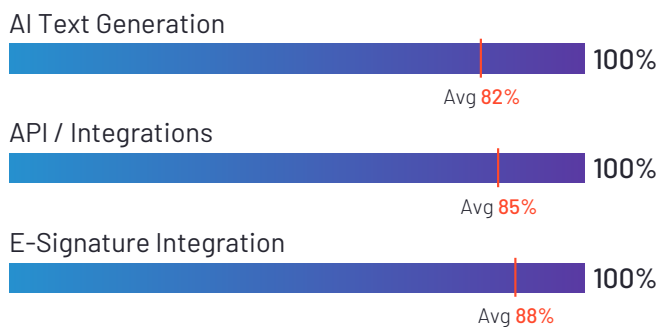
Satisfaction Ratings



Top Industries Represented



Highest-Rated Features



Lowest-Rated Features



Ownership
fynk GmbH



HQ Location
Vienna



Year Founded
2022



Employees (Listed On LinkedIn)
28



Company Website
fynk.com



Anchor

4.9 ★★★★★ (57)



Anchor has been named a High Performer product based on having high customer Satisfaction scores and a low Market Presence compared to the rest of the category. 100% of users rated it 4 or 5 stars, 100% of users believe it is headed in the right direction, and users said they would be likely to recommend Anchor at a rate of 97%. Anchor is also in the Cash Flow Management, Accounts Receivable, Invoice Management, and Billing categories.

Satisfaction Ratings

Quality of Support



Ease of Use



Meets Requirements



Ease of Admin



Ease of Doing Business With



Ease of Setup



Top Industries Represented



Highest-Rated Features

E-Signature Integration



Document Builder Interface



Template Creation and Flexibility



Lowest-Rated Features

CRM Integration



CPQ Integration



Proposal Effectiveness Reporting



Ownership
Anchor



HQ Location
New York, US



Employees (Listed On LinkedIn)
60



Company Website
sayanchor.com



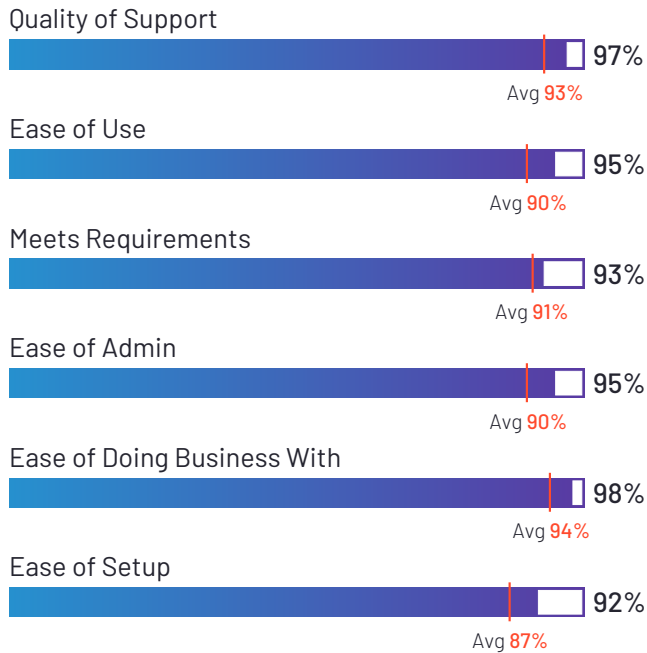
OnePageCRM

4.7 ★★★★★ (208)



OnePageCRM has been named a High Performer product based on having high customer Satisfaction scores and a low Market Presence compared to the rest of the category. 100% of users rated it 4 or 5 stars, 100% of users believe it is headed in the right direction, and users said they would be likely to recommend OnePageCRM at a rate of 97%. OnePageCRM is also in the Business Card Scanning, Email Template Builder, Sales Engagement, Lead Capture, CRM, and Sales Performance Management categories.

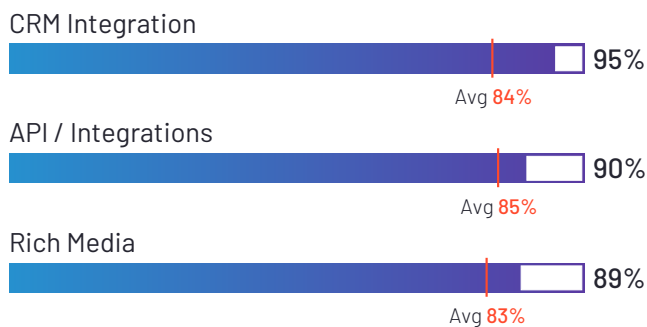
Satisfaction Ratings



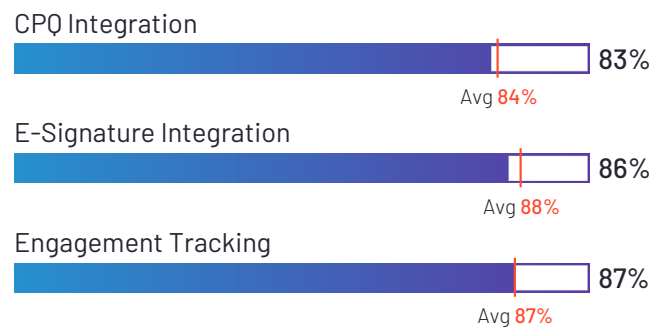
Top Industries Represented



Highest-Rated Features



Lowest-Rated Features



Ownership
OnePageCRM



HQ Location
Galway, Ireland



Year Founded
2010



**Employees (Listed
On LinkedIn)**
23



Company Website
onepagecrm.com



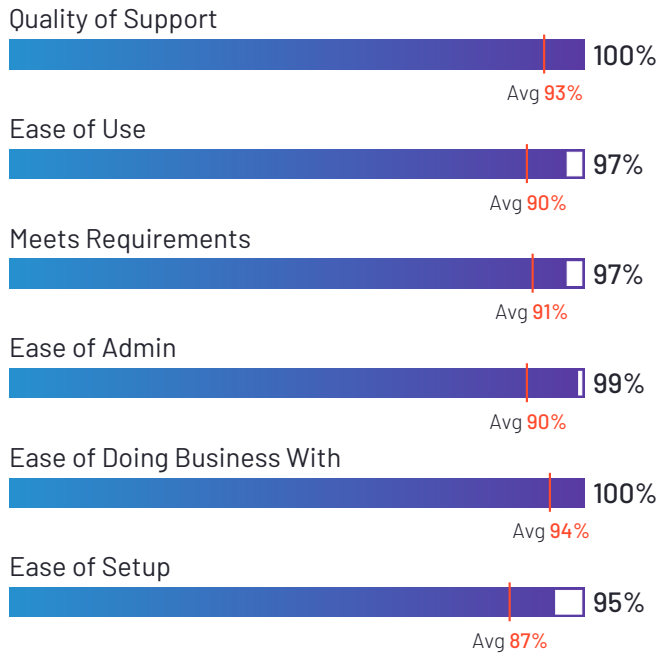
Smart Pricing Table

5.0 ★★★★★ (44)



Smart Pricing Table has been named a High Performer product based on having high customer Satisfaction scores and a low Market Presence compared to the rest of the category. 100% of users rated it 4 or 5 stars, 100% of users believe it is headed in the right direction, and users said they would be likely to recommend Smart Pricing Table at a rate of 100%.

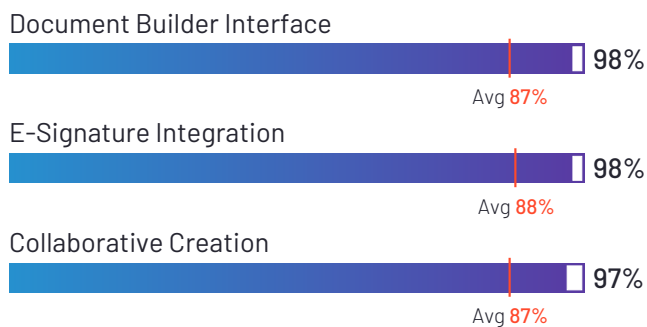
Satisfaction Ratings



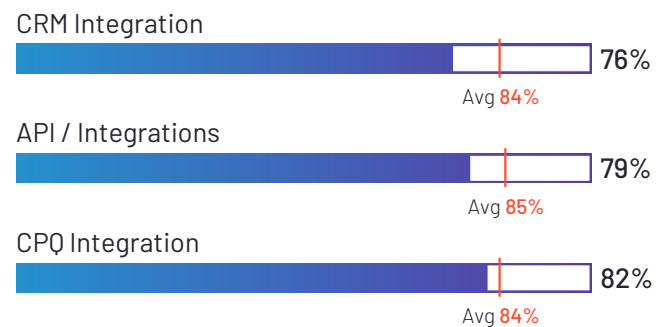
Top Industries Represented



Highest-Rated Features



Lowest-Rated Features



Ownership
Smart Pricing Table



Year Founded
2020



Employees (Listed On LinkedIn)
7



Company Website
smartpricingsmart.com



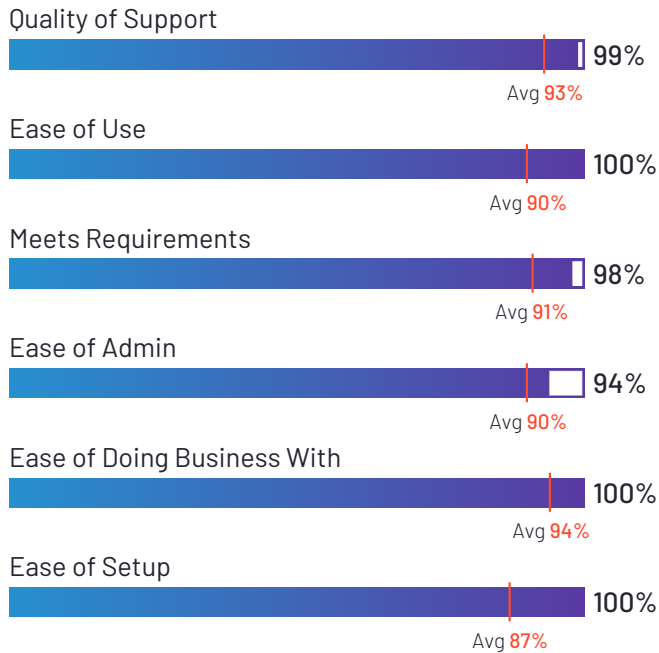
Minoa

5.0 ★★★★★ (24)

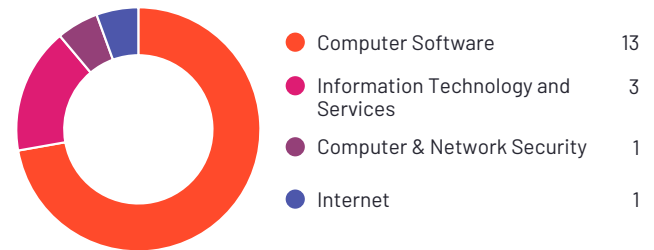


Minoa has been named a High Performer product based on having high customer Satisfaction scores and a low Market Presence compared to the rest of the category. 100% of users rated it 4 or 5 stars, 100% of users believe it is headed in the right direction, and users said they would be likely to recommend Minoa at a rate of 100%. Minoa is also in the Sales Enablement and Value Selling Tools categories.

Satisfaction Ratings



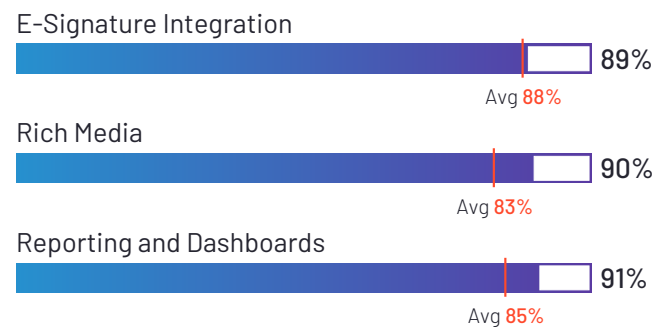
Top Industries Represented



Highest-Rated Features



Lowest-Rated Features



Ownership
Minoa



HQ Location
San Francisco,
California



Year Founded
2023



**Employees (Listed
On LinkedIn)**
14



Company Website
www.minoa.io



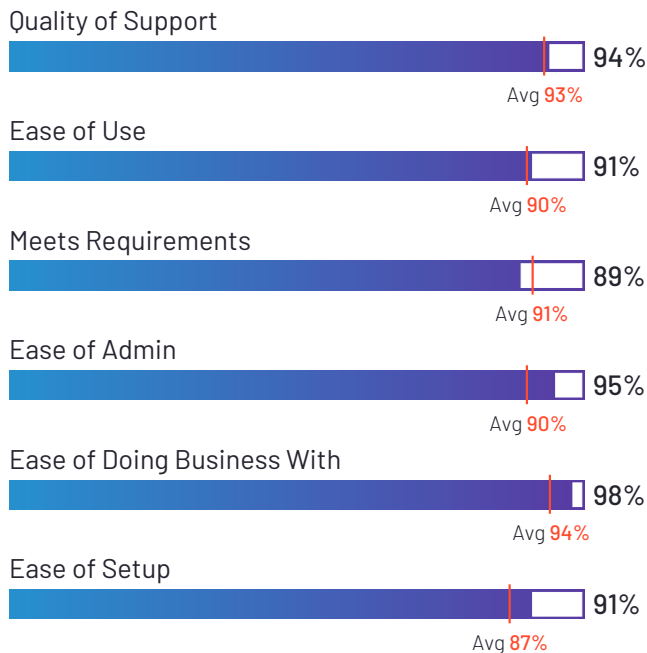
Cacheflow

4.6 ★★★★★ (58)

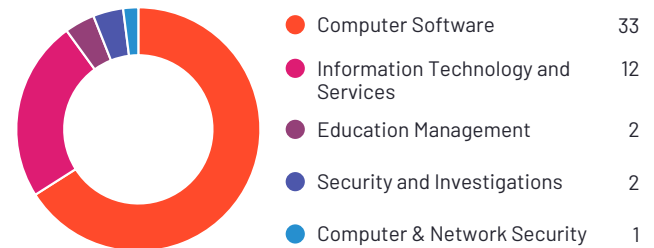


Cacheflow has been named a High Performer product based on having high customer Satisfaction scores and a low Market Presence compared to the rest of the category. 98% of users rated it 4 or 5 stars, 92% of users believe it is headed in the right direction, and users said they would be likely to recommend Cacheflow at a rate of 93%. Cacheflow is also in the Quote-to-Cash, Pricing, CPQ, Subscription Billing, and Subscription Revenue Management categories.


Satisfaction Ratings



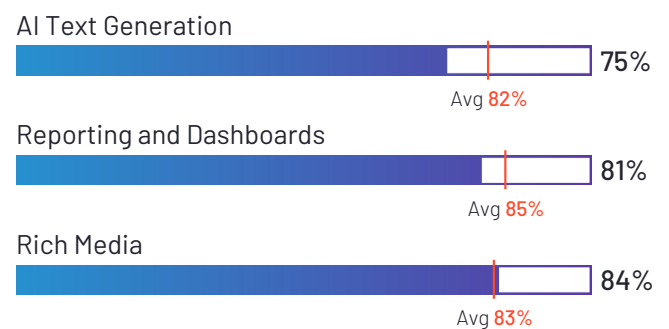
Top Industries Represented



Highest-Rated Features



Lowest-Rated Features



Ownership
Cacheflow



HQ Location
Los Altos, CA



Year Founded
2021



Employees (Listed On LinkedIn)
23



Company Website
getcacheflow.com

AutoRFP.ai

4.9 ★★★★★ (51)



AutoRFP.ai has been named a High Performer product based on having high customer Satisfaction scores and a low Market Presence compared to the rest of the category. 100% of users rated it 4 or 5 stars, 100% of users believe it is headed in the right direction, and users said they would be likely to recommend AutoRFP.ai at a rate of 98%. AutoRFP.ai is also in the RFP category.

Satisfaction Ratings

Quality of Support



Ease of Use



Meets Requirements



Ease of Admin



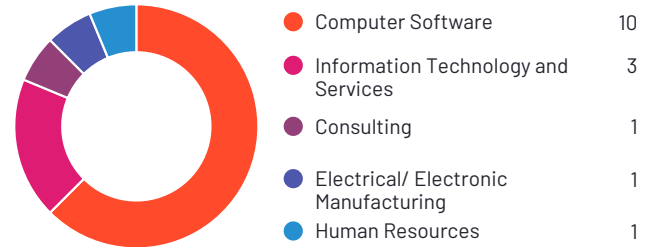
Ease of Doing Business With



Ease of Setup



Top Industries Represented



Highest-Rated Features

Collaborative Creation



AI Text Generation



User, Role, and Access Management



Lowest-Rated Features

E-Signature Integration



CPQ Integration



CRM Integration



Ownership
AutoRFP.ai



HQ Location
Brisbane, QLD



Year Founded
2022



Employees (Listed On LinkedIn)
8



Company Website
autorfp.ai



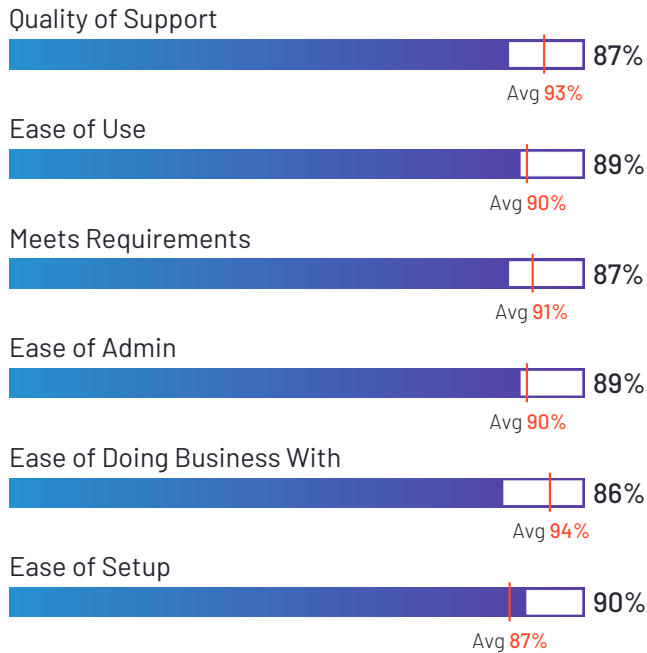
Bonsai

4.3 ★★★★★ (101)

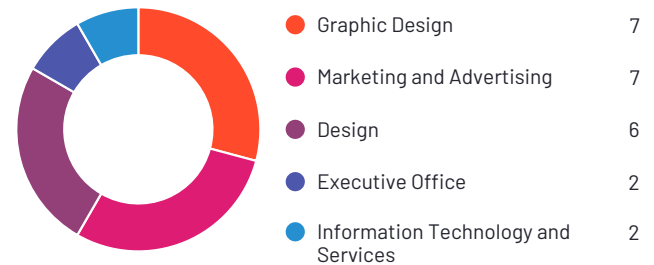


Bonsai has been named a High Performer product based on having high customer Satisfaction scores and a low Market Presence compared to the rest of the category. 91% of users rated it 4 or 5 stars, 94% of users believe it is headed in the right direction, and users said they would be likely to recommend Bonsai at a rate of 89%. Bonsai is also in the Freelance Tax, Project Collaboration, Work Management, Kanban Project Management, Resource Management, Workflow Management, Project Cost Management, Online Form Builder, Invoice Management, Task Management, Online Appointment Scheduling, Time Tracking, Expense Management, Professional Services Automation, Billing, Accounting, Training eLearning, Contract Management, Project and Portfolio Management, and Project Management categories.

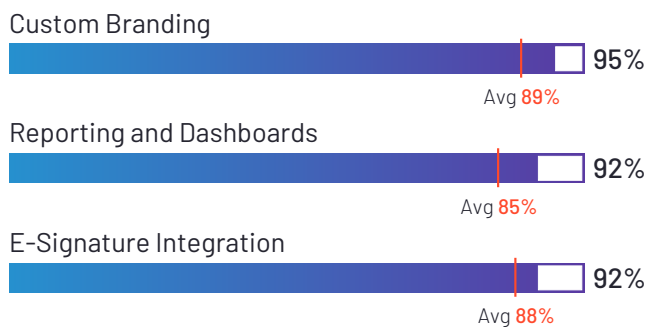
Satisfaction Ratings



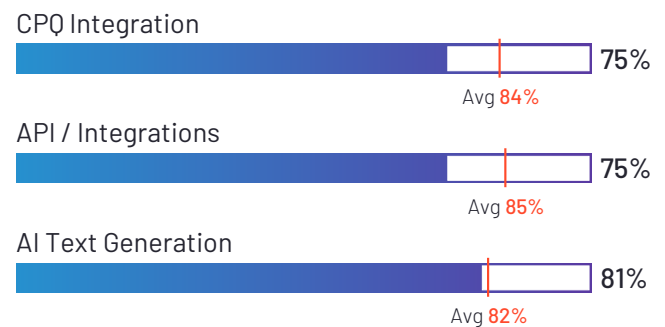
Top Industries Represented



Highest-Rated Features



Lowest-Rated Features



Ownership
Bonsai (YC W16)



HQ Location
San Francisco,
California



Year Founded
2015



**Employees (Listed
On LinkedIn)**
51



Company Website
hellobonsai.com



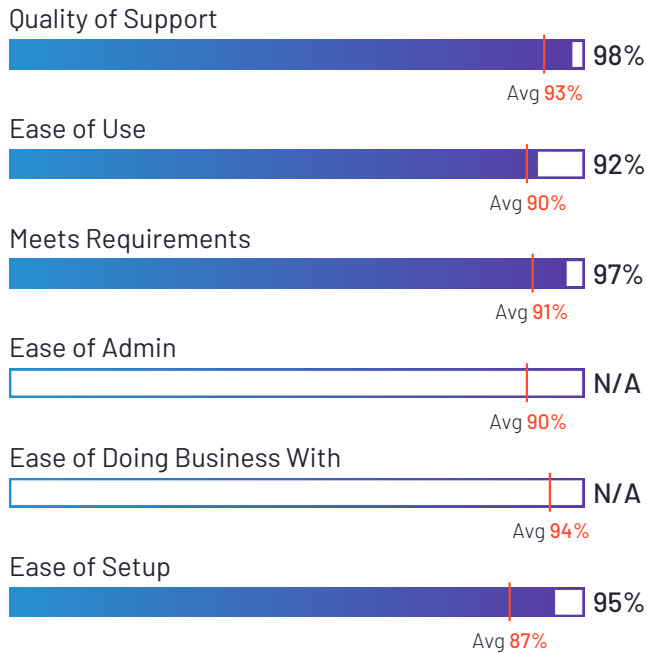
Cone Propose

4.9 ★★★★★ (16)



Cone Propose has been named a High Performer product based on having high customer Satisfaction scores and a low Market Presence compared to the rest of the category. 100% of users rated it 4 or 5 stars, 100% of users believe it is headed in the right direction, and users said they would be likely to recommend Cone Propose at a rate of 97%.

Satisfaction Ratings

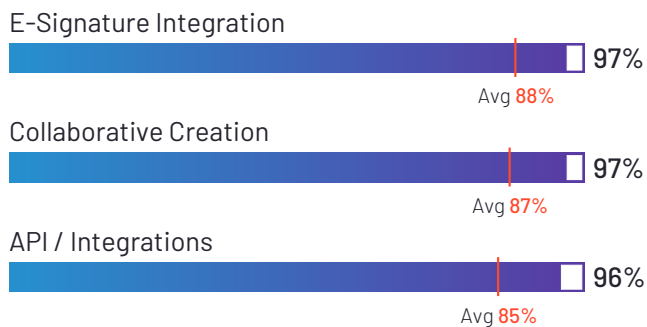


*N/A is displayed when fewer than five responses were received for the question.

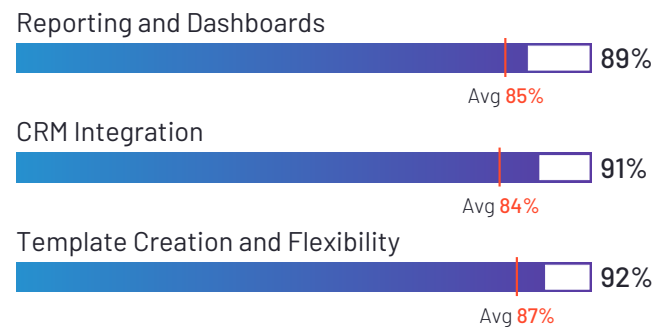
Top Industries Represented



Highest-Rated Features



Lowest-Rated Features



Ownership
Cone



HQ Location
United States



Year Founded
2022



Employees (Listed
On LinkedIn)
15



Company Website
www.getcone.io



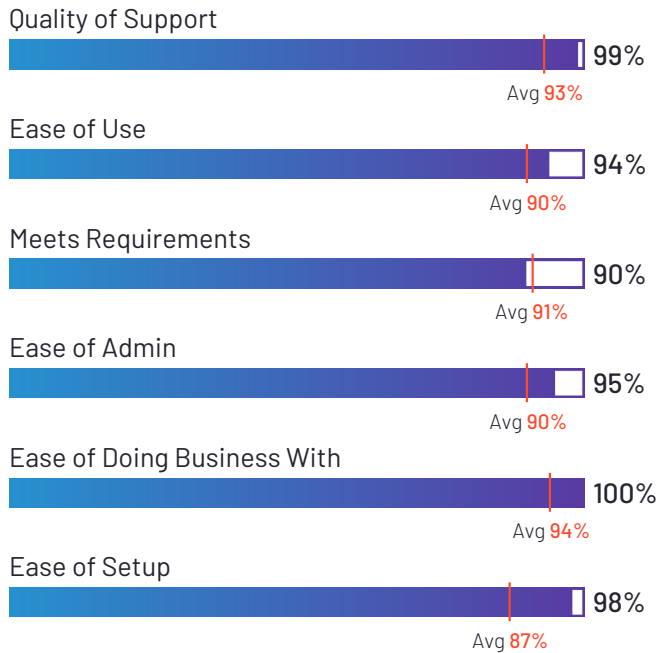
Ombud

4.7 ★★★★★ (25)

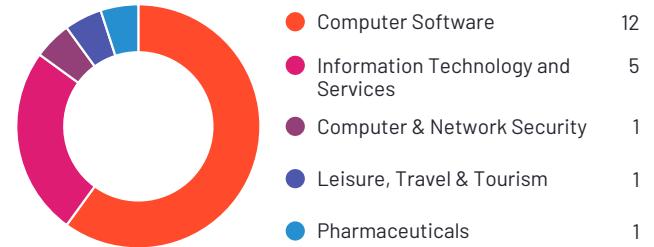


Ombud has been named a High Performer product based on having high customer Satisfaction scores and a low Market Presence compared to the rest of the category. 100% of users rated it 4 or 5 stars, 89% of users believe it is headed in the right direction, and users said they would be likely to recommend Ombud at a rate of 95%. Ombud is also in the RFP and Vendor Security and Privacy Assessment categories.

Satisfaction Ratings



Top Industries Represented



Ownership
Ombud



HQ Location
Denver, Colorado



Year Founded
2011



Employees (Listed On LinkedIn)
45



Company Website
www.ombud.com



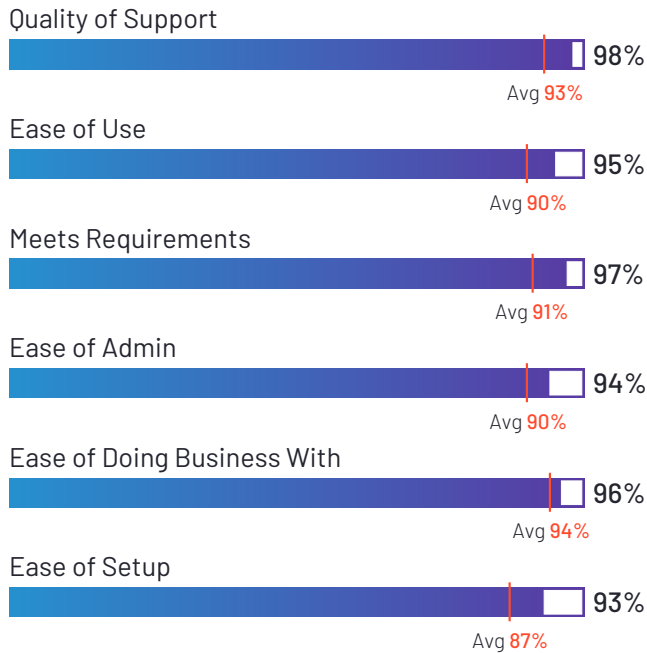
Zilliant CPQ

4.8 ★★★★★ (30)

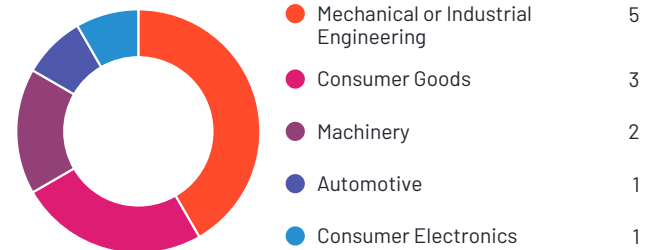


Zilliant CPQ has been named a High Performer product based on having high customer Satisfaction scores and a low Market Presence compared to the rest of the category. 100% of users rated it 4 or 5 stars, 64% of users believe it is headed in the right direction, and users said they would be likely to recommend Zilliant CPQ at a rate of 96%. Zilliant CPQ is also in the Quote-to-Cash, Visual Configuration, CRM, Pricing, E-Commerce Platforms, CPQ, and SAP Store categories.

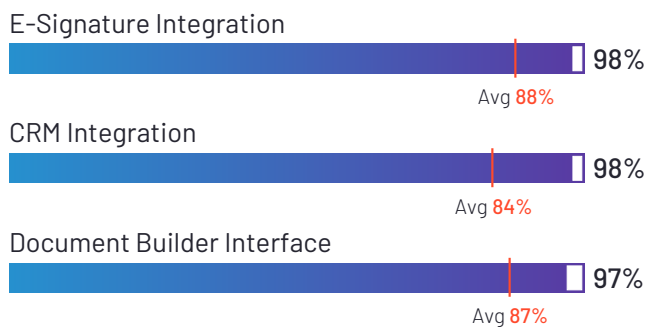
Satisfaction Ratings



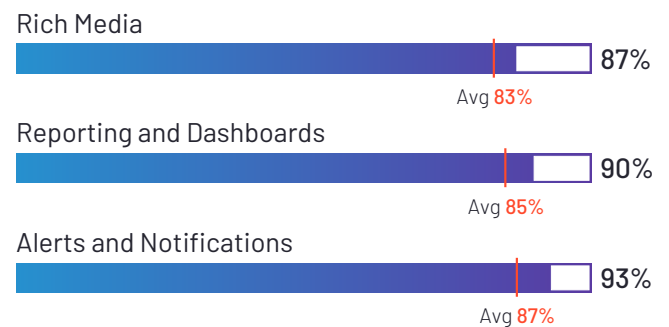
Top Industries Represented



Highest-Rated Features



Lowest-Rated Features



Ownership
Zilliant



HQ Location
Austin, TX



Year Founded
1999



Employees (Listed On LinkedIn)
239



Company Website
zilliant.com



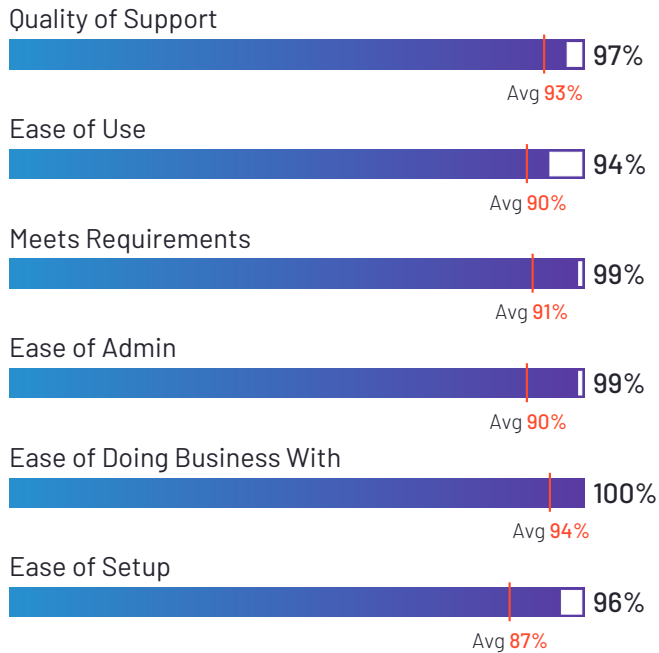
Nusii

4.5 ★★★★★ (24)

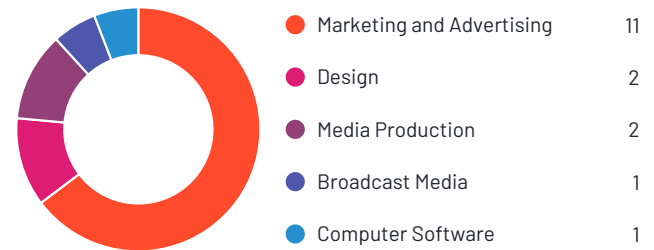


Nusii has been named a High Performer product based on having high customer Satisfaction scores and a low Market Presence compared to the rest of the category. 92% of users rated it 4 or 5 stars, 89% of users believe it is headed in the right direction, and users said they would be likely to recommend Nusii at a rate of 90%.

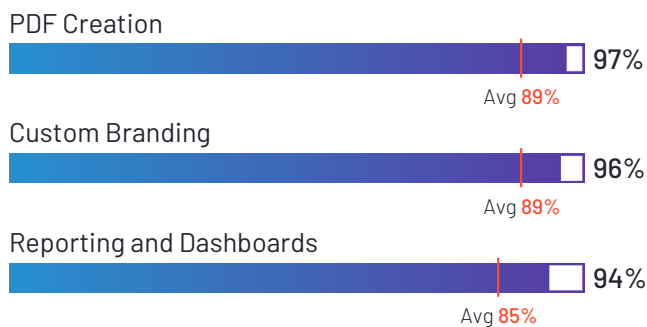
Satisfaction Ratings



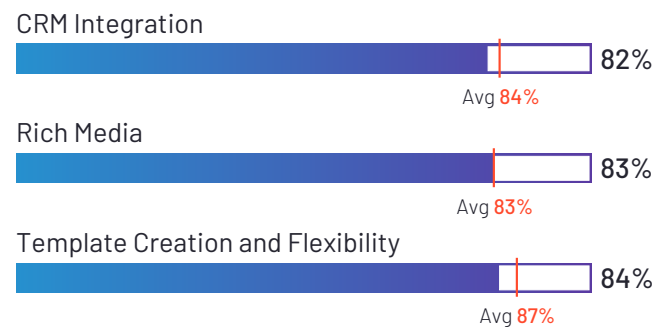
Top Industries Represented



Highest-Rated Features



Lowest-Rated Features



Ownership
Nusii



HQ Location
MADRID



Year Founded
2013



Employees (Listed
On LinkedIn)
1



Company Website
nusii.com

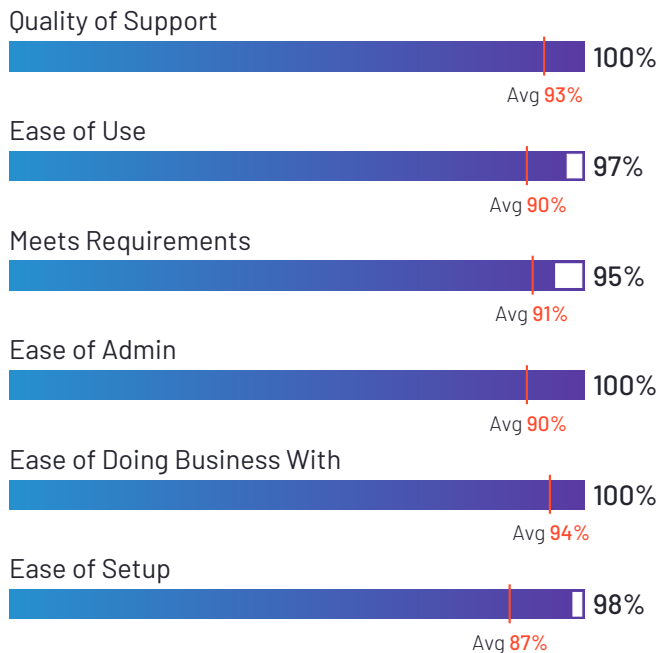
tango

5.0 ★★★★★ (10)

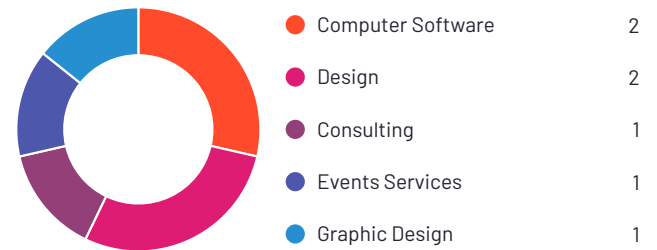


Tango Agreements has been named a High Performer product based on having high customer Satisfaction scores and a low Market Presence compared to the rest of the category. 100% of users rated it 4 or 5 stars, 100% of users believe it is headed in the right direction, and users said they would be likely to recommend Tango Agreements at a rate of 99%.

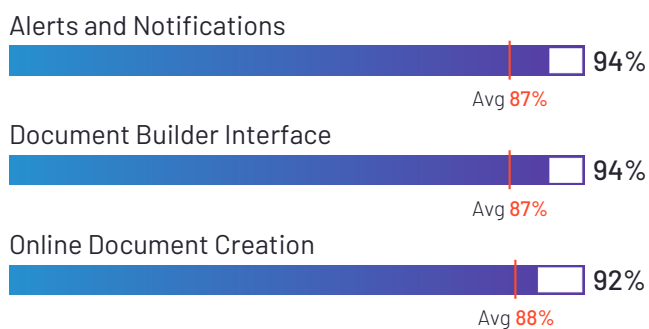
Satisfaction Ratings



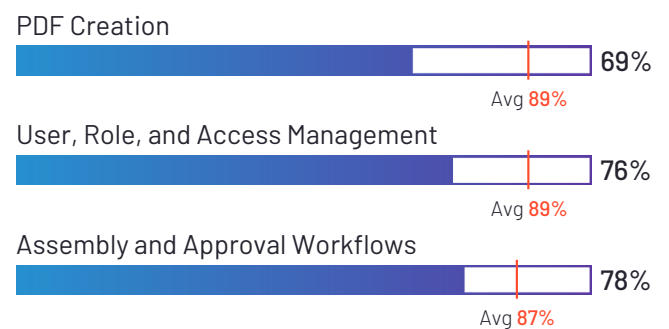
Top Industries Represented



Highest-Rated Features



Lowest-Rated Features



Ownership
Tango Agreements



HQ Location
Burleigh Heads, AU



Year Founded
2022



Employees (Listed On LinkedIn)
8



Company Website
tangoagreements.com



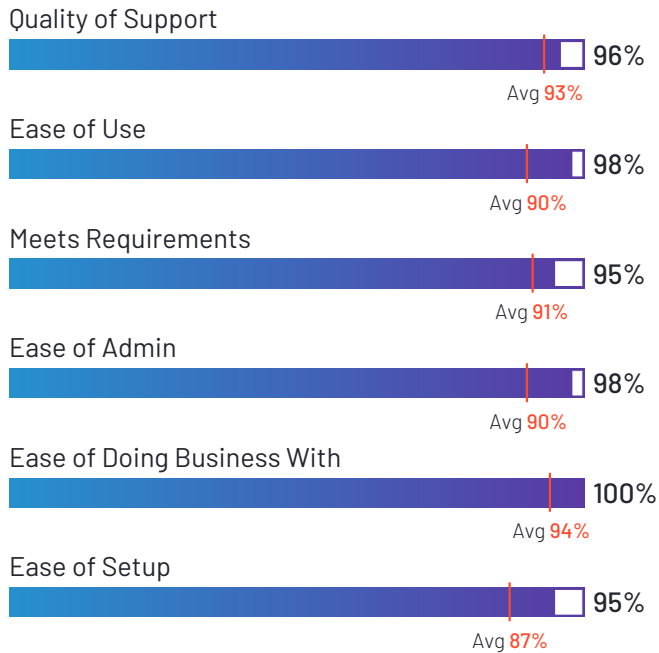
Clientary

4.7 ★★★★★ (45)

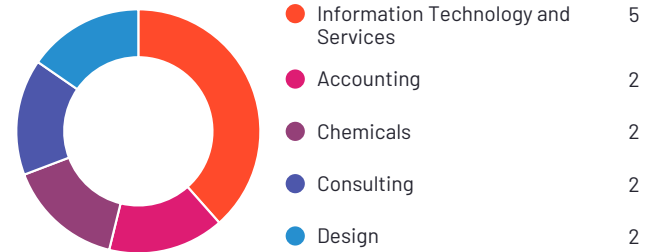


Clientary has been named a High Performer product based on having high customer Satisfaction scores and a low Market Presence compared to the rest of the category. 100% of users rated it 4 or 5 stars, 100% of users believe it is headed in the right direction, and users said they would be likely to recommend Clientary at a rate of 94%. Clientary is also in the Time Tracking, E-Signature, Billing, Online Form Builder, and Client Portal categories.


Satisfaction Ratings



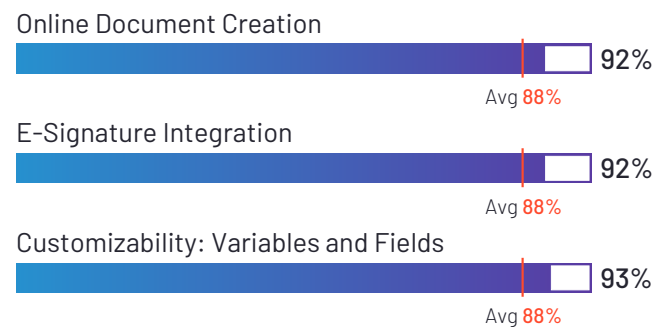
Top Industries Represented



Highest-Rated Features



Lowest-Rated Features



Ownership
Unbrew



HQ Location
San Jose, CA



Year Founded
2008



Employees (Listed On LinkedIn)
2



Company Website
clientary.com



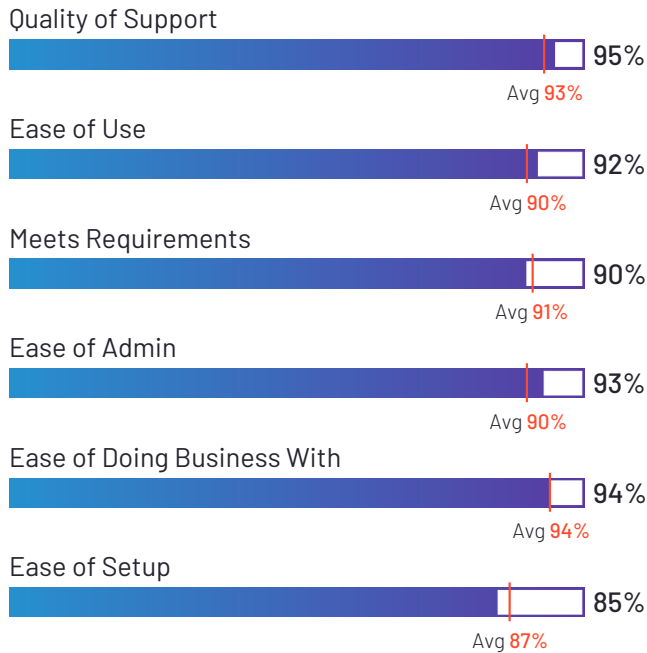
Flowcase

4.6 ★★★★★ (23)



Flowcase has been named a High Performer product based on having high customer Satisfaction scores and a low Market Presence compared to the rest of the category. 96% of users rated it 4 or 5 stars, 82% of users believe it is headed in the right direction, and users said they would be likely to recommend Flowcase at a rate of 92%. Flowcase is also in the RFP category.


Satisfaction Ratings



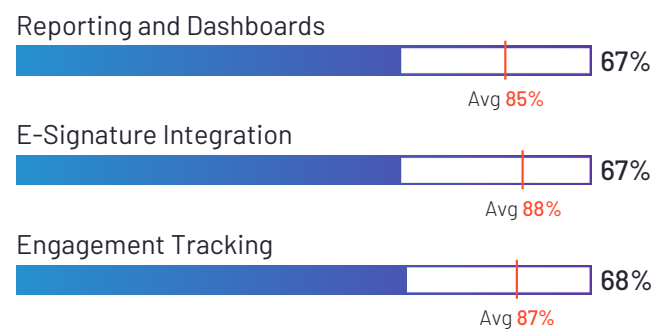
Top Industries Represented



Highest-Rated Features



Lowest-Rated Features



Ownership
Flowcase (formerly
CV Partner)



HQ Location
London, England



Year Founded
2012



**Employees (Listed
On LinkedIn)**
51



Company Website
flowcase.com



PROPOSAL KIT



Proposal Kit

4.7 ★★★★★ (18)



Proposal Kit has been named a High Performer product based on having high customer Satisfaction scores and a low Market Presence compared to the rest of the category. 94% of users rated it 4 or 5 stars, 89% of users believe it is headed in the right direction, and users said they would be likely to recommend Proposal Kit at a rate of 93%.

Satisfaction Ratings

Quality of Support



Ease of Use



Meets Requirements



Ease of Admin



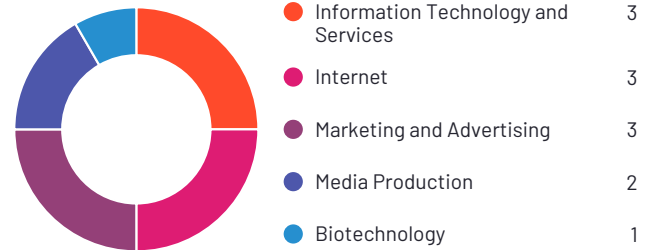
Ease of Doing Business With



Ease of Setup



Top Industries Represented



Highest-Rated Features

PDF Creation



User, Role, and Access Management



Customizability: Variables and Fields



Lowest-Rated Features

Rich Media



Online Document Creation



Collaborative Creation



Ownership
Proposal Kit



HQ Location
Redmond, WA



Year Founded
1997



Employees (Listed
On LinkedIn)
3



Company Website
proposalkit.com



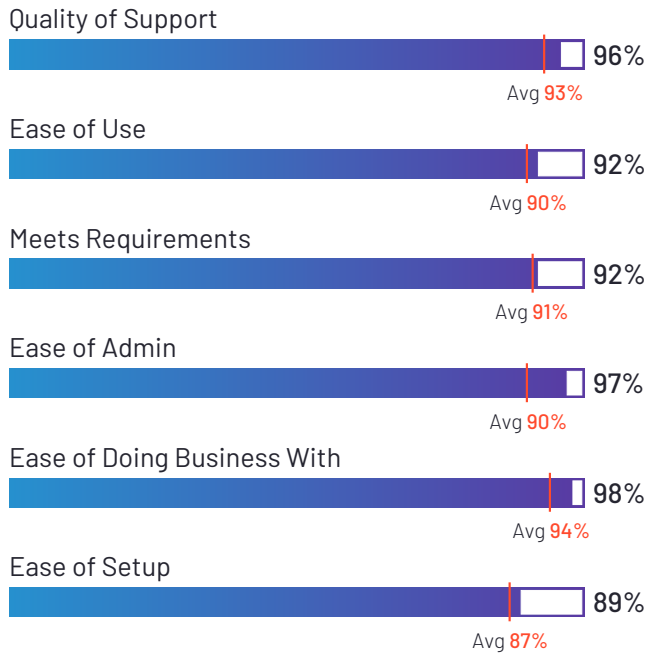
ScalePad Quoter

4.7 ★★★★★ (44)



ScalePad Quoter has been named a High Performer product based on having high customer Satisfaction scores and a low Market Presence compared to the rest of the category. 100% of users rated it 4 or 5 stars, 100% of users believe it is headed in the right direction, and users said they would be likely to recommend ScalePad Quoter at a rate of 94%. ScalePad Quoter is also in the Quote-to-Cash, E-Signature, Pricing, CPQ, and Contract Management categories.

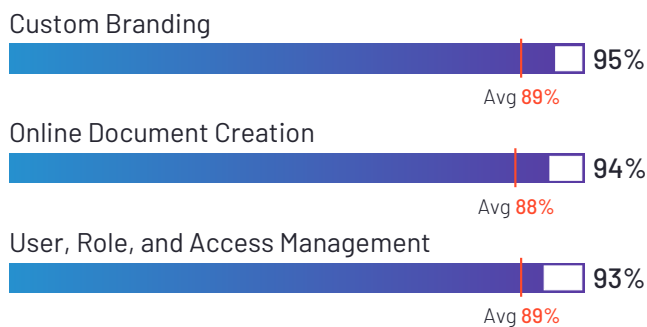
Satisfaction Ratings



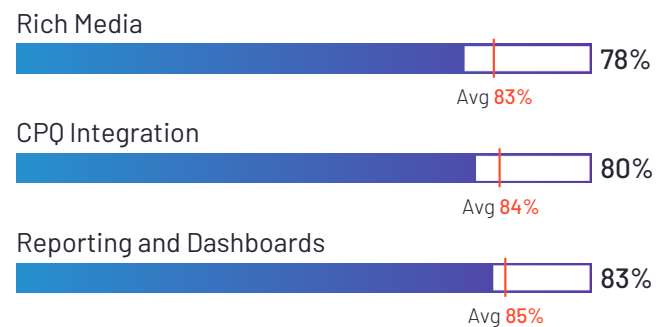
Top Industries Represented



Highest-Rated Features



Lowest-Rated Features



Ownership
ScalePad



HQ Location
Vancouver, BC



Year Founded
2015



Employees (Listed On LinkedIn)
243



Company Website
scalepad.com



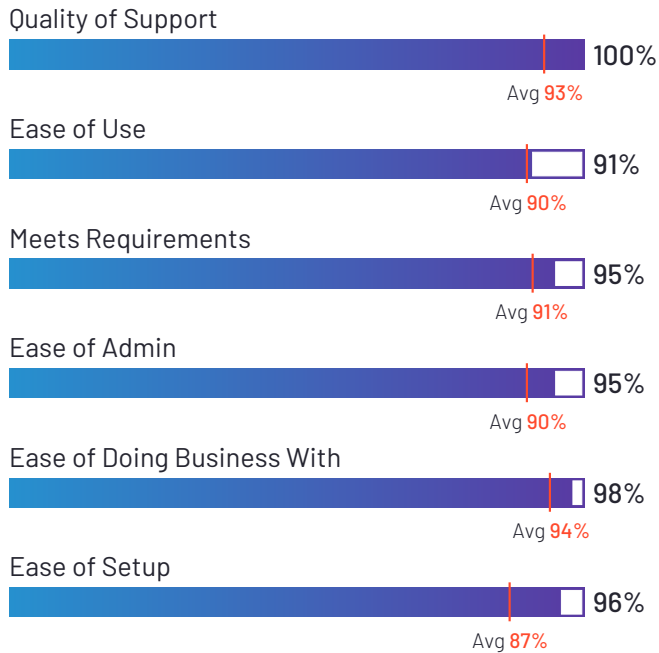
Fresh Proposals

4.8 ★★★★★ (15)



Fresh Proposals has been named a High Performer product based on having high customer Satisfaction scores and a low Market Presence compared to the rest of the category. 100% of users rated it 4 or 5 stars, 100% of users believe it is headed in the right direction, and users said they would be likely to recommend Fresh Proposals at a rate of 95%.


Satisfaction Ratings



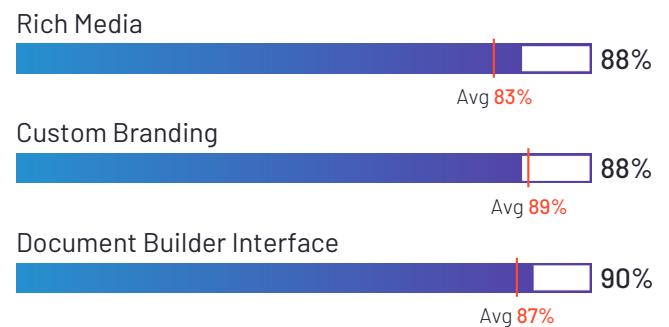
Top Industries Represented



Highest-Rated Features



Lowest-Rated Features



Ownership
Fresh Proposals



Year Founded
2019



**Employees (Listed
On LinkedIn)**
8



Company Website
freshproposals.com

**REVOPS**

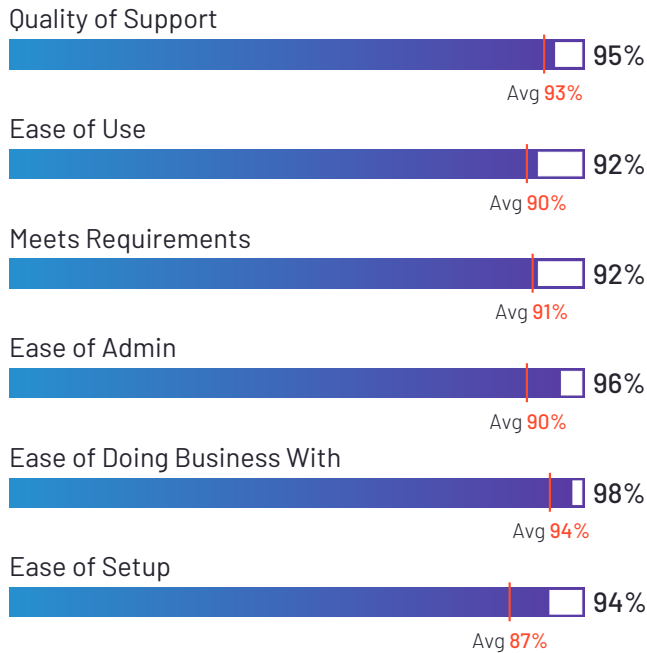
RevOps

4.7 ★★★★★ (29)

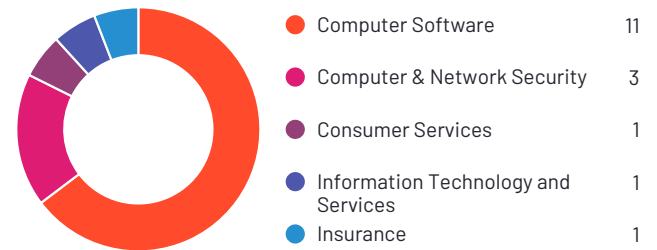


RevOps has been named a High Performer product based on having high customer Satisfaction scores and a low Market Presence compared to the rest of the category. 100% of users rated it 4 or 5 stars, 100% of users believe it is headed in the right direction, and users said they would be likely to recommend RevOps at a rate of 94%. RevOps is also in the CPQ category.

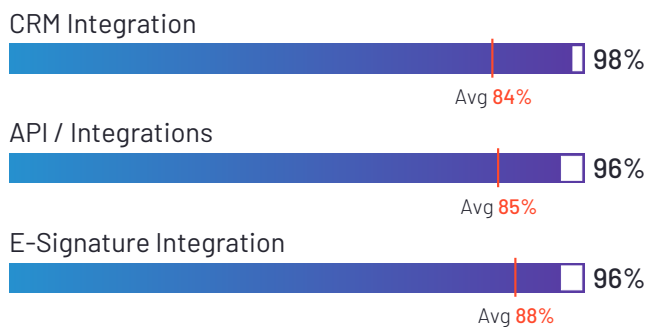
Satisfaction Ratings



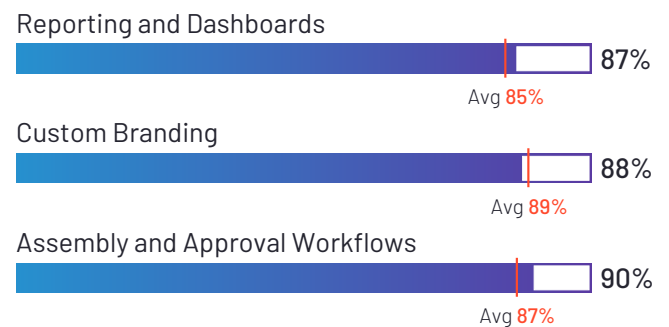
Top Industries Represented



Highest-Rated Features



Lowest-Rated Features



Ownership
RevOps



HQ Location
San Francisco,
California



Year Founded
2018



**Employees (Listed
On LinkedIn)**
9



Company Website
www.revops.io



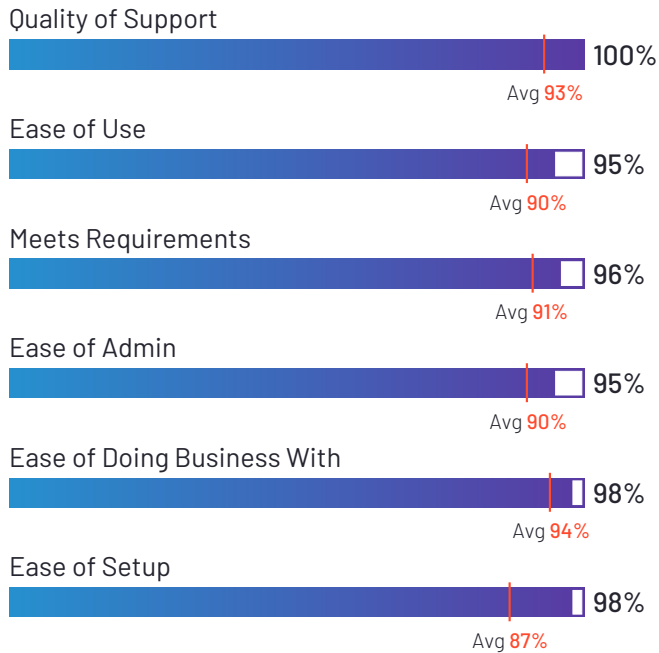
Tilkee

4.6 ★★★★★ (11)

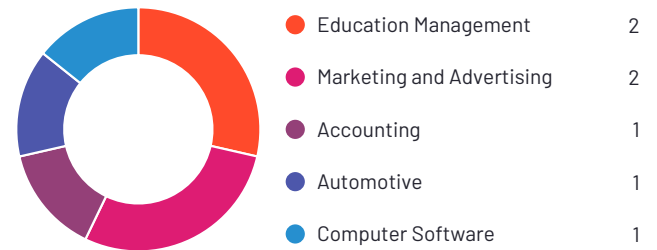


Tilkee has been named a High Performer product based on having high customer Satisfaction scores and a low Market Presence compared to the rest of the category. 91% of users rated it 4 or 5 stars, 91% of users believe it is headed in the right direction, and users said they would be likely to recommend Tilkee at a rate of 92%.

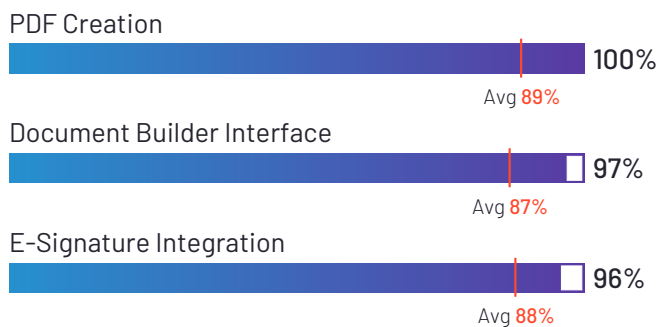
Satisfaction Ratings



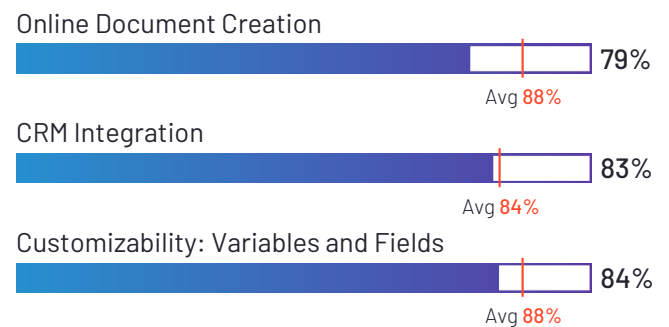
Top Industries Represented



Highest-Rated Features



Lowest-Rated Features



Ownership
Tilkee



HQ Location
Lyon, France



Year Founded
2014



Employees (Listed On LinkedIn)
6



Company Website
www.tilkee.com

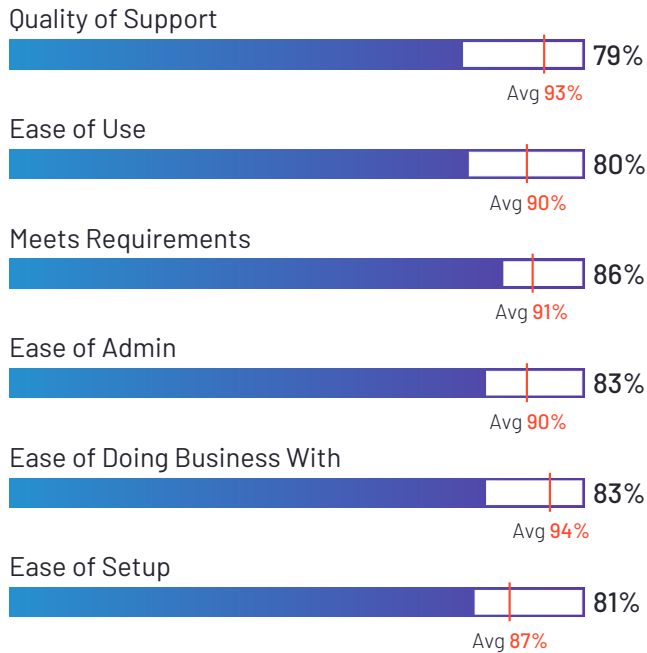
ORACLE
Configure, Price,
and Quote Cloud

Oracle CPQ

4.0 ★★★★★ (258)

Oracle CPQ has been named a Contender product based on having a relatively low customer Satisfaction score and large Market Presence compared to the rest of the category. While they may have positive reviews, they do not have enough reviews to validate those ratings. Oracle CPQ has the largest Market Presence among products in Proposal. 83% of users rated it 4 or 5 stars, 77% of users believe it is headed in the right direction, and users said they would be likely to recommend Oracle CPQ at a rate of 80%. Oracle CPQ is also in the CPQ category.

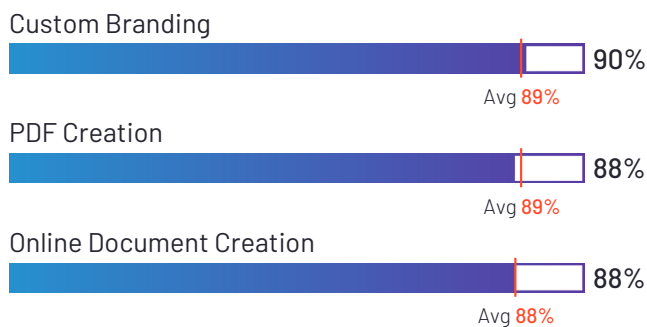
Satisfaction Ratings



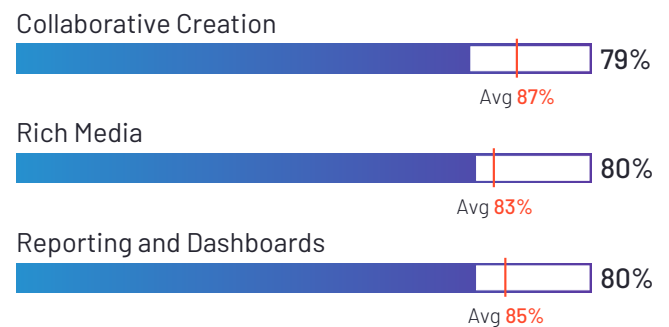
Top Industries Represented



Highest-Rated Features



Lowest-Rated Features



Ownership
Oracle



HQ Location
Austin, TX



Year Founded
1977



Employees (Listed On LinkedIn)
204,855



Company Website
www.oracle.com

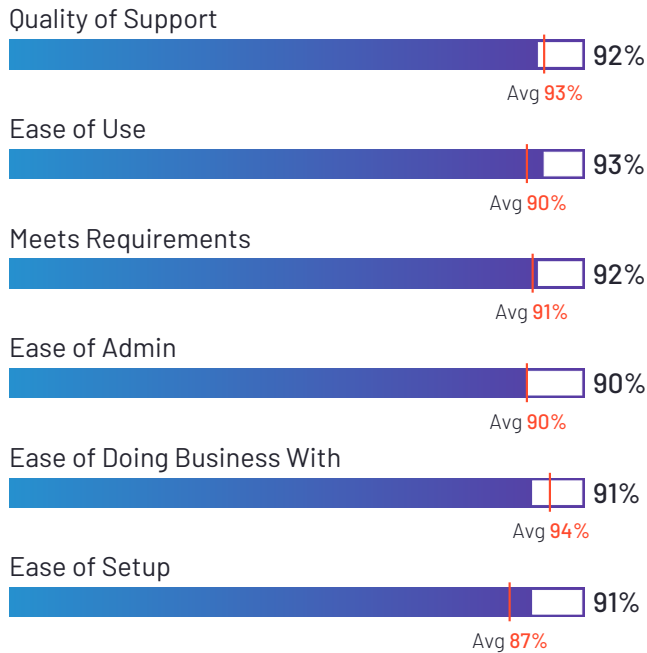


DocSend

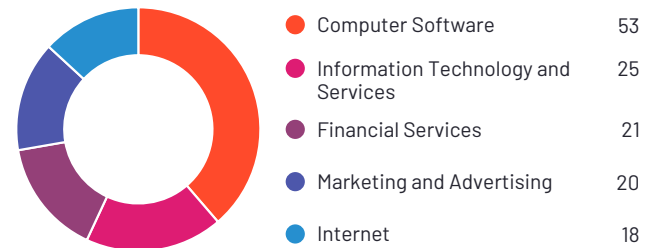
4.6 ★★★★★ (529)

DocSend has been named a Contender product based on having a relatively low customer Satisfaction score and large Market Presence compared to the rest of the category. While they may have positive reviews, they do not have enough reviews to validate those ratings. 97% of users rated it 4 or 5 stars, 91% of users believe it is headed in the right direction, and users said they would be likely to recommend DocSend at a rate of 94%. DocSend is also in the Video Communications, Virtual Data Room (VDR), Sales Enablement, Cloud Content Collaboration, Screen and Video Capture, E-Signature, and Client Portal categories.

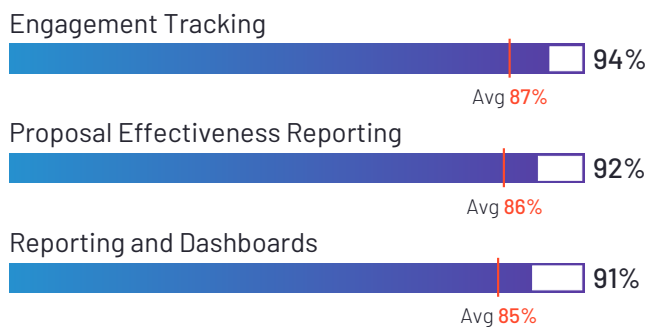
Satisfaction Ratings



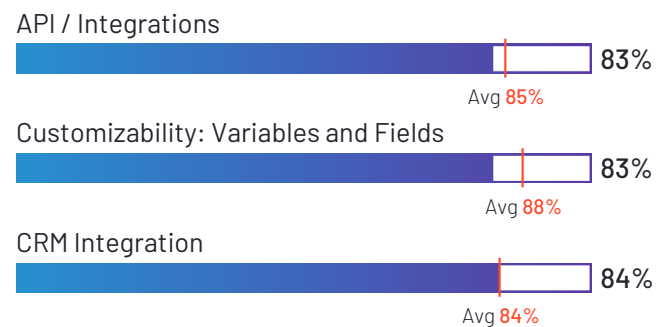
Top Industries Represented



Highest-Rated Features



Lowest-Rated Features



Ownership
Dropbox



HQ Location
San Francisco,
California



Year Founded
2007



**Employees (Listed
On LinkedIn)**
3,595



Company Website
dropbox.com

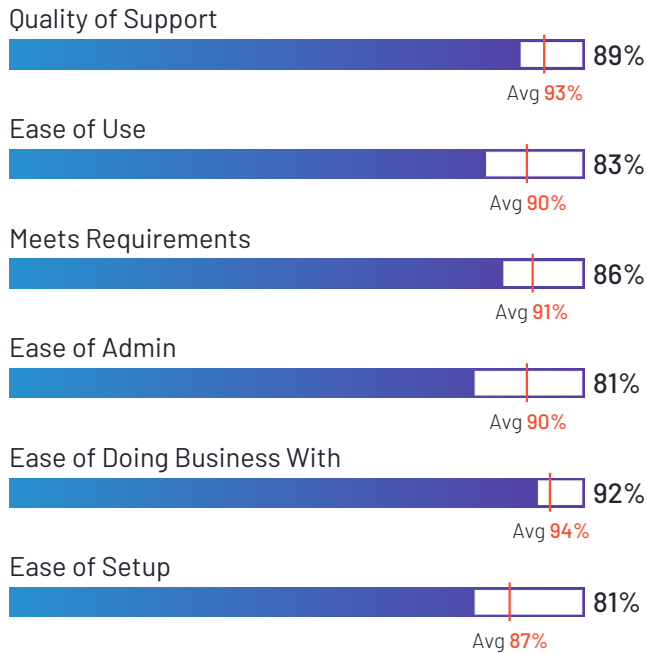


Upland Qvidian


4.3 ★★★★★ (133)

Upland Qvidian has been named a Contender product based on having a relatively low customer Satisfaction score and large Market Presence compared to the rest of the category. While they may have positive reviews, they do not have enough reviews to validate those ratings. 93% of users rated it 4 or 5 stars, 89% of users believe it is headed in the right direction, and users said they would be likely to recommend Upland Qvidian at a rate of 86%. Upland Qvidian is also in the RFP category.


Satisfaction Ratings



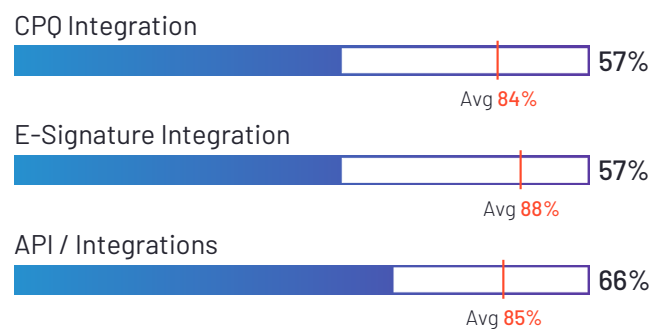
Top Industries Represented



Highest-Rated Features



Lowest-Rated Features



Ownership
Upland Software



HQ Location
Austin, TX



Year Founded
2010



Employees (Listed On LinkedIn)
954



Company Website
uplandsoftware.com

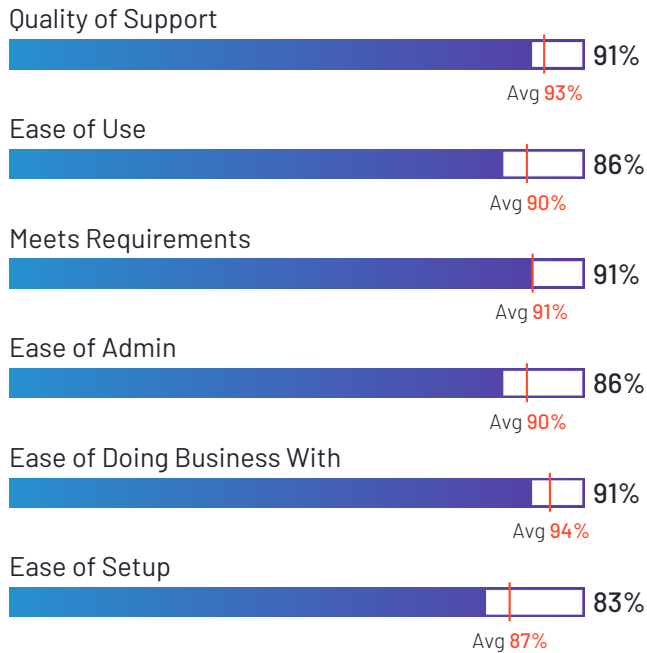


Conga Composer

4.4 ★★★★★ (844)

Conga Composer has been named a Contender product based on having a relatively low customer Satisfaction score and large Market Presence compared to the rest of the category. While they may have positive reviews, they do not have enough reviews to validate those ratings. 93% of users rated it 4 or 5 stars, 86% of users believe it is headed in the right direction, and users said they would be likely to recommend Conga Composer at a rate of 88%. Conga Composer is also in the Document Generation, Salesforce CRM Document Generation, Document Creation, Salesforce AppExchange Apps, API Documentation Management, and Document Management categories.

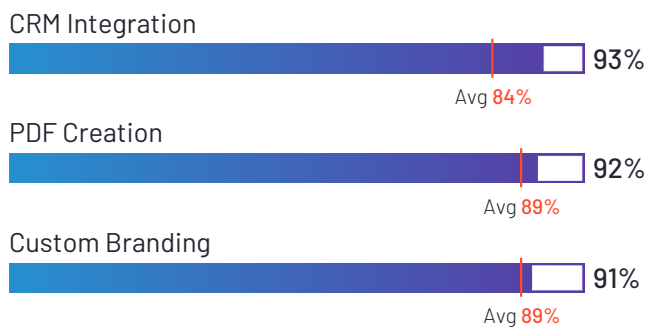
Satisfaction Ratings



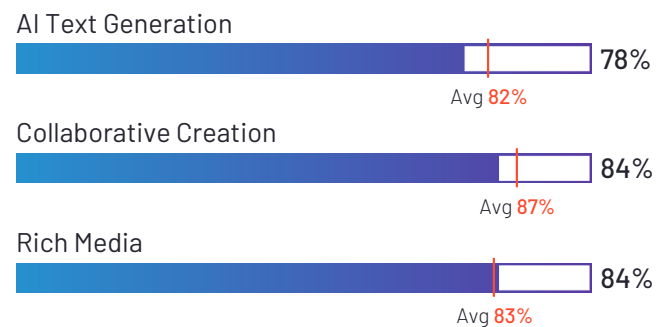
Top Industries Represented



Highest-Rated Features



Lowest-Rated Features



Ownership
Conga



HQ Location
Broomfield, CO



Year Founded
2006



Employees (Listed On LinkedIn)
1,828



Company Website
conga.com

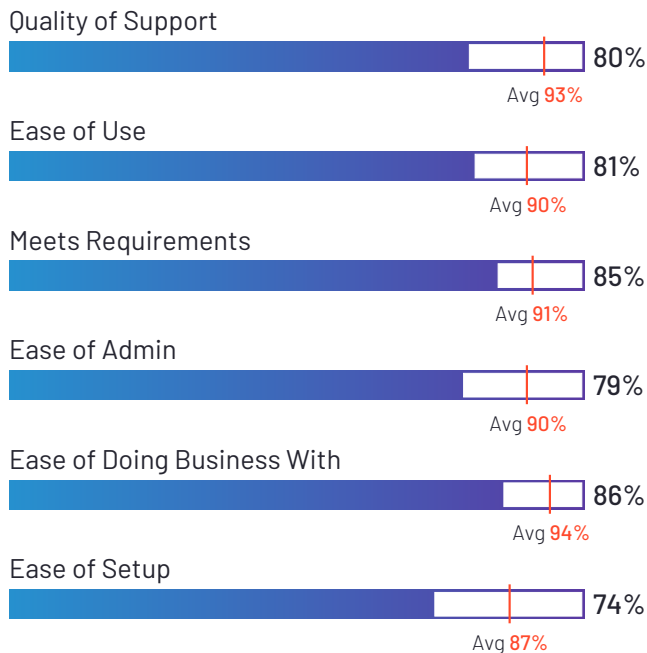


ConnectWise CPQ


4.0 ★★★★★ (139)

ConnectWise CPQ has been named a Contender product based on having a relatively low customer Satisfaction score and large Market Presence compared to the rest of the category. While they may have positive reviews, they do not have enough reviews to validate those ratings. 84% of users rated it 4 or 5 stars, 78% of users believe it is headed in the right direction, and users said they would be likely to recommend ConnectWise CPQ at a rate of 81%. ConnectWise CPQ is also in the CPQ, E-Signature, and Quote-to-Cash categories.

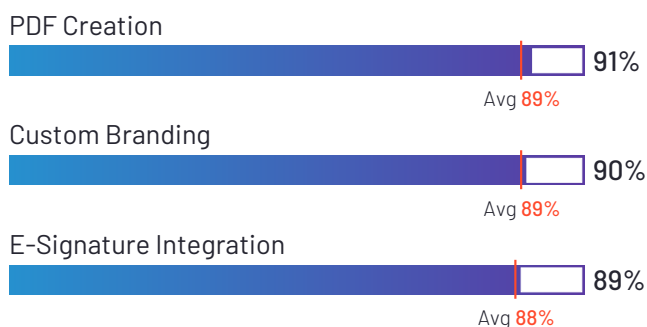
Satisfaction Ratings



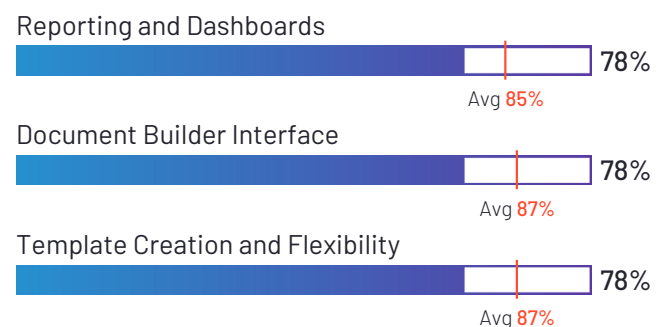
Top Industries Represented



Highest-Rated Features



Lowest-Rated Features



Ownership
ConnectWise



HQ Location
Tampa, FL



Year Founded
1982



Employees (Listed On LinkedIn)
3,224



Company Website
connectwise.com

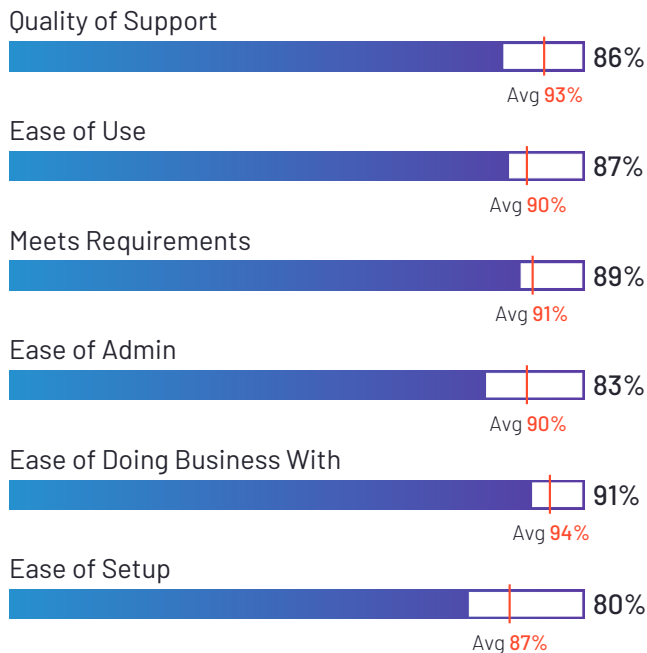


Odoo Sales

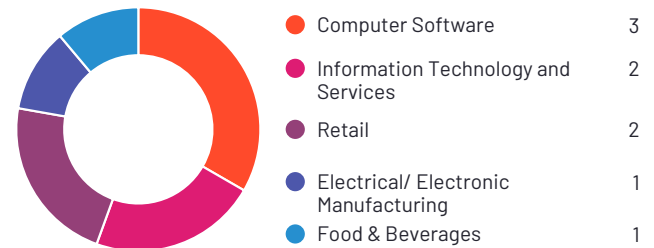
4.6 ★★★★★ (13)

Odoo Sales has been named a Contender product based on having a relatively low customer Satisfaction score and large Market Presence compared to the rest of the category. While they may have positive reviews, they do not have enough reviews to validate those ratings. 92% of users rated it 4 or 5 stars, 100% of users believe it is headed in the right direction, and users said they would be likely to recommend Odoo Sales at a rate of 92%.

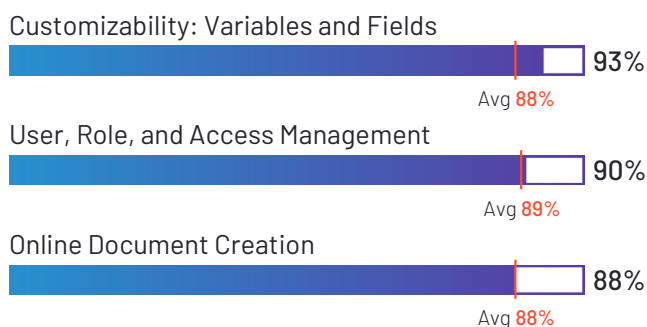
Satisfaction Ratings



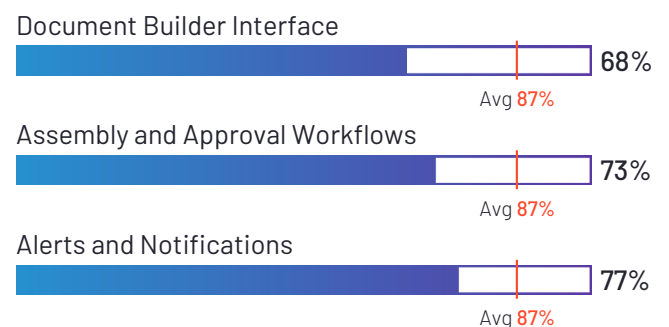
Top Industries Represented



Highest-Rated Features



Lowest-Rated Features



Ownership
Odoo



HQ Location
Brussels, Belgium



Year Founded
2005



Employees (Listed On LinkedIn)
6,171



Company Website
www.odoo.com

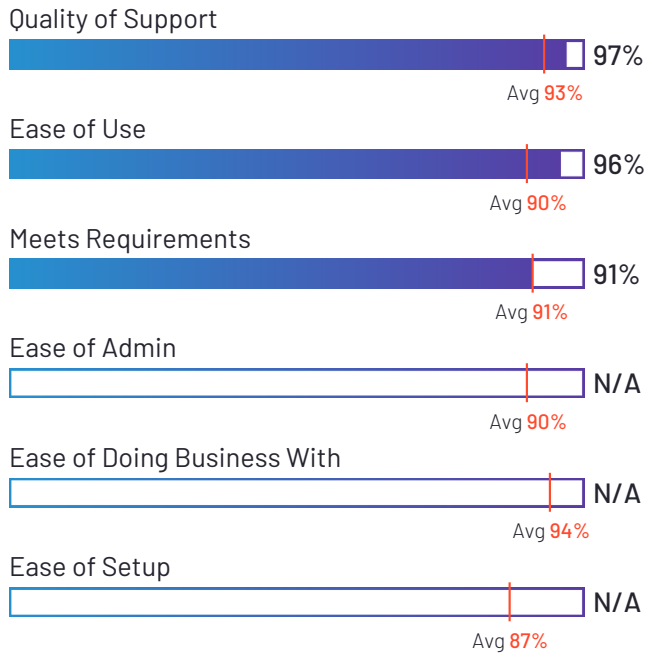


Fiverr Workspace

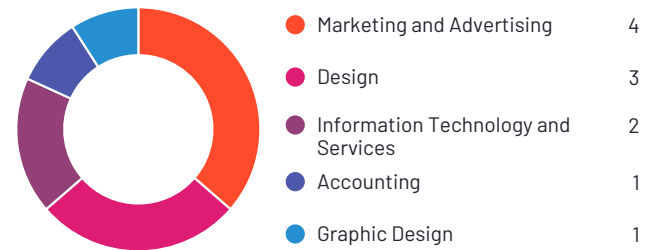
4.1 ★★★★★ (21)

Fiverr Workspace has been named a Contender product based on having a relatively low customer Satisfaction score and large Market Presence compared to the rest of the category. While they may have positive reviews, they do not have enough reviews to validate those ratings. 94% of users rated it 4 or 5 stars, 87% of users believe it is headed in the right direction, and users said they would be likely to recommend Fiverr Workspace at a rate of 90%. Fiverr Workspace is also in the Invoice Management, Time Tracking, and Billing categories.

Satisfaction Ratings



Top Industries Represented



*N/A is displayed when fewer than five responses were received for the question.



Ownership
Fiverr



HQ Location
Tel-Aviv



Year Founded
2010



Employees (Listed On LinkedIn)
212,456



Company Website
www.fiverr.com

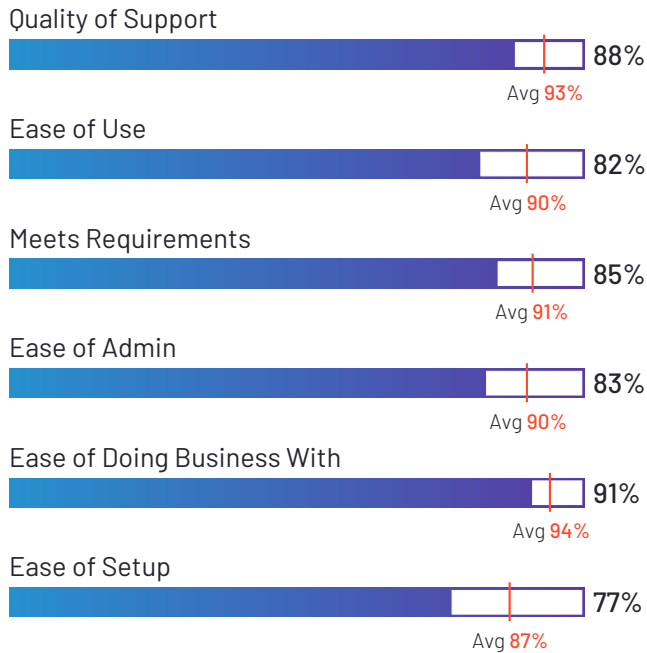


Conga CLM

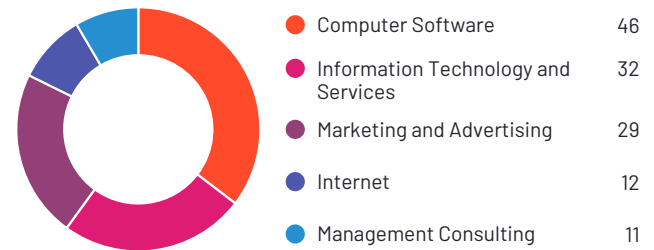
4.2 ★★★★★ (560)

Conga CLM has been named a Contender product based on having a relatively low customer Satisfaction score and large Market Presence compared to the rest of the category. While they may have positive reviews, they do not have enough reviews to validate those ratings. 87% of users rated it 4 or 5 stars, 88% of users believe it is headed in the right direction, and users said they would be likely to recommend Conga CLM at a rate of 84%. Conga CLM is also in the Contract Lifecycle Management (CLM), Contract Analytics, Salesforce AppExchange Apps, Contract Management, and Legal Document Management categories.

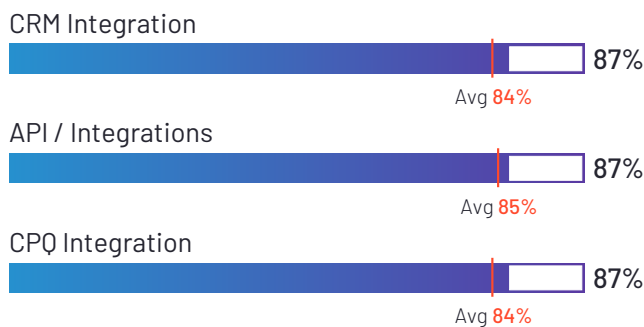
Satisfaction Ratings



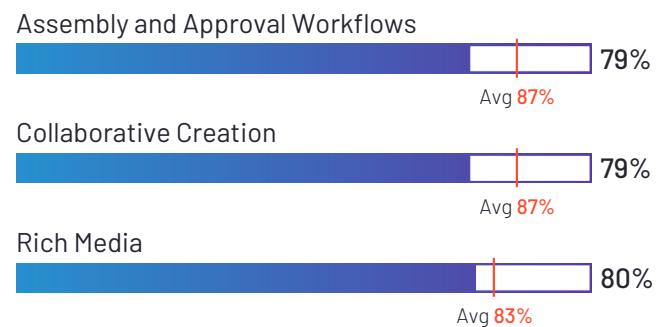
Top Industries Represented



Highest-Rated Features



Lowest-Rated Features



Ownership
Conga



HQ Location
Broomfield, CO



Year Founded
2006



Employees (Listed On LinkedIn)
1,828



Company Website
conga.com

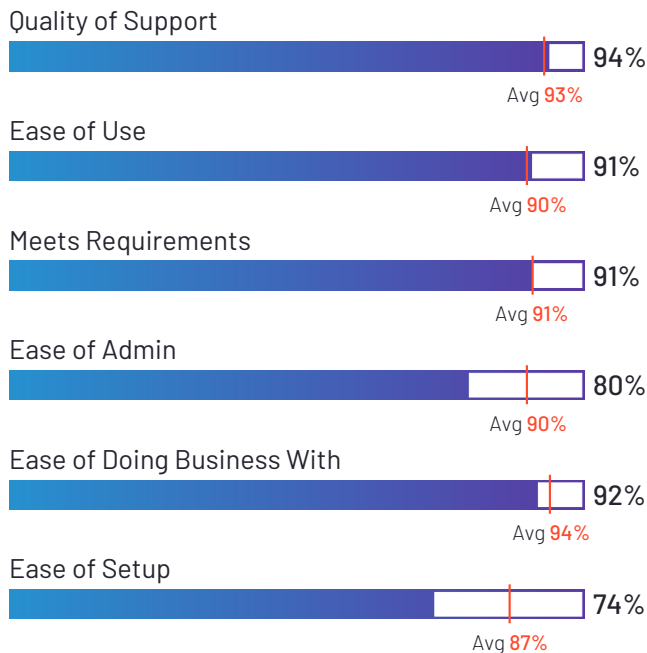


Epicor CPQ

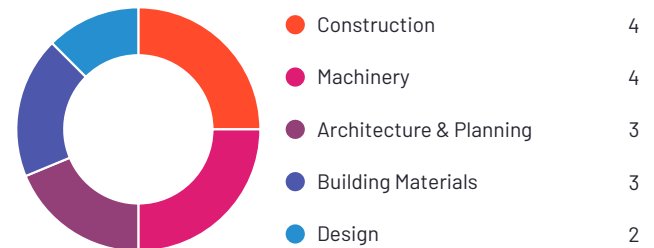
4.5 ★★★★★ (98)

Epicor CPQ has been named a Contender product based on having a relatively low customer Satisfaction score and large Market Presence compared to the rest of the category. While they may have positive reviews, they do not have enough reviews to validate those ratings. 100% of users rated it 4 or 5 stars, 97% of users believe it is headed in the right direction, and users said they would be likely to recommend Epicor CPQ at a rate of 93%. Epicor CPQ is also in the Visual Product Customization, Visual Configuration, Pricing, CPQ, and AR Visualization categories.


Satisfaction Ratings




Top Industries Represented



Highest-Rated Features



Lowest-Rated Features



Ownership
Epicor



HQ Location
Austin, TX



Year Founded
1972



Employees (Listed On LinkedIn)
5,845



Company Website
www.epicor.com

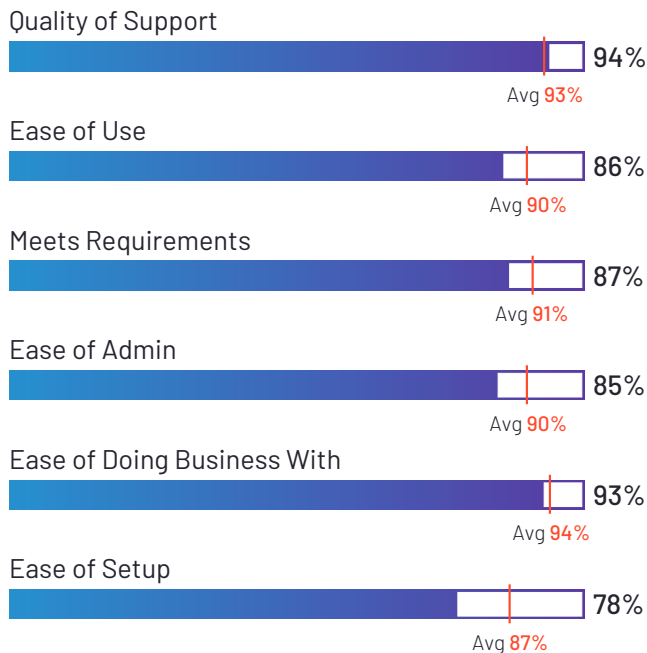


QorusDocs

4.4 ★★★★★ (167)

QorusDocs has been named a Contender product based on having a relatively low customer Satisfaction score and large Market Presence compared to the rest of the category. While they may have positive reviews, they do not have enough reviews to validate those ratings. 93% of users rated it 4 or 5 stars, 89% of users believe it is headed in the right direction, and users said they would be likely to recommend QorusDocs at a rate of 88%. QorusDocs is also in the RFP, Sales Enablement, and Document Generation categories.

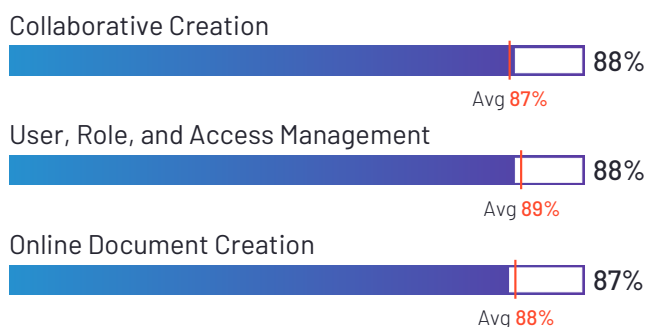
Satisfaction Ratings



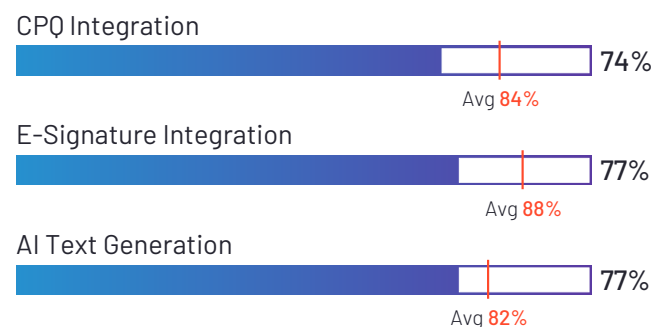
Top Industries Represented



Highest-Rated Features



Lowest-Rated Features



Ownership
QorusDocs



HQ Location
Seattle, WA



Year Founded
2012



Employees (Listed On LinkedIn)
60



Company Website
qorusdocs.com

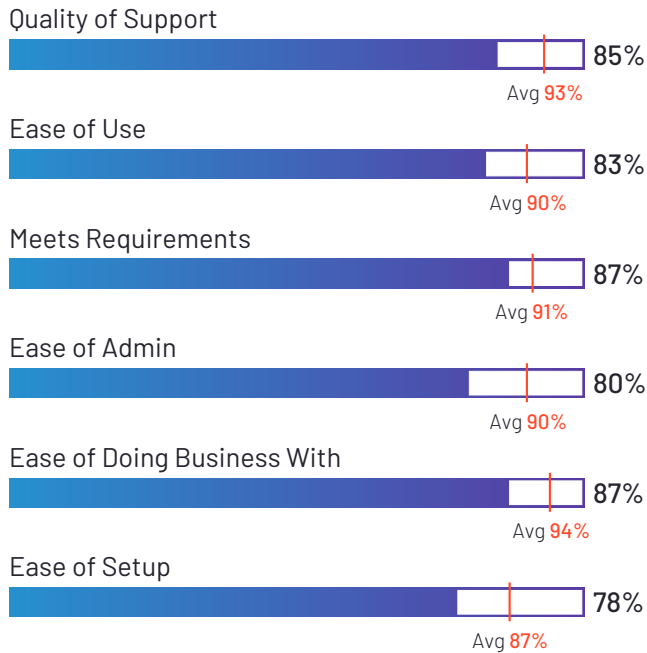


Nintex

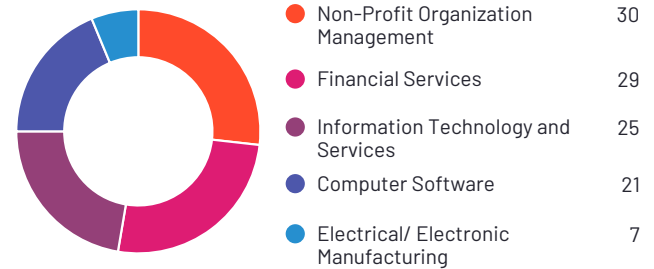
4.2 ★★★★★ (1,311)

Nintex has been named a Contender product based on having a relatively low customer Satisfaction score and large Market Presence compared to the rest of the category. While they may have positive reviews, they do not have enough reviews to validate those ratings. 88% of users rated it 4 or 5 stars, 79% of users believe it is headed in the right direction, and users said they would be likely to recommend Nintex at a rate of 83%. Nintex is also in the Application Development Platforms, Digital Process Automation (DPA), Robotic Process Automation (RPA), Document Generation, No-Code Development Platforms, Business Process Management, E-Signature, and Salesforce CRM Document Generation categories.

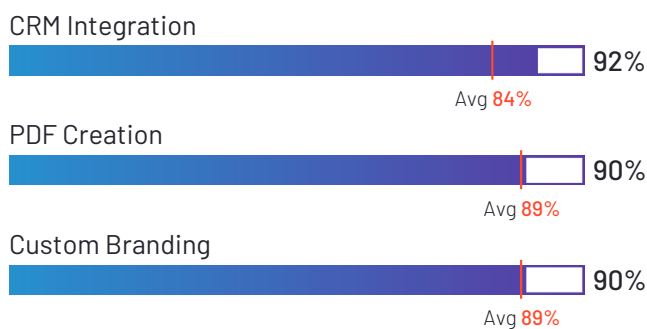
Satisfaction Ratings



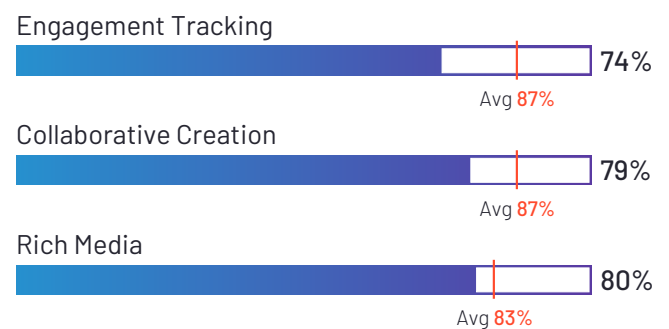
Top Industries Represented



Highest-Rated Features



Lowest-Rated Features



Ownership
Nintex



HQ Location
Bellevue, WA



Year Founded
2006



Employees (Listed On LinkedIn)
1,226



Company Website
www.nintex.com

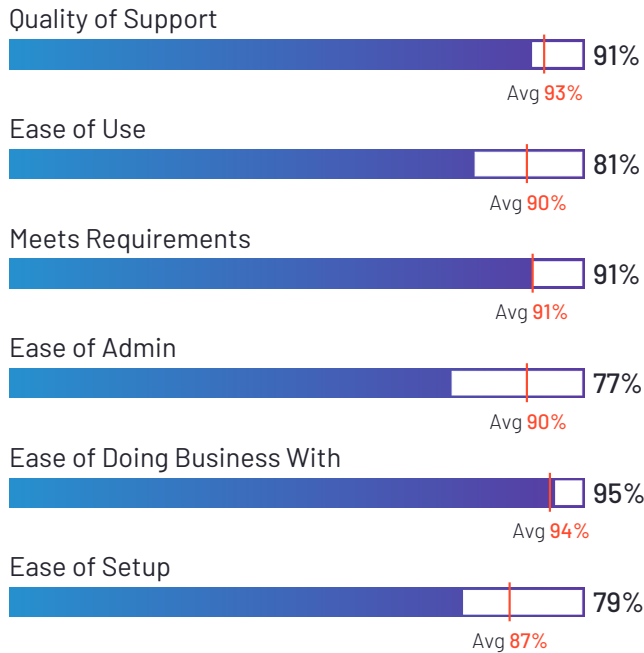


Vendavo

4.4 ★★★★★ (65)

Vendavo has been named a Contender product based on having a relatively low customer Satisfaction score and large Market Presence compared to the rest of the category. While they may have positive reviews, they do not have enough reviews to validate those ratings. 94% of users rated it 4 or 5 stars, 91% of users believe it is headed in the right direction, and users said they would be likely to recommend Vendavo at a rate of 88%. Vendavo is also in the Quote-to-Cash, Visual Configuration, Pricing, CPQ, Rebate Management, and SAP Store categories.

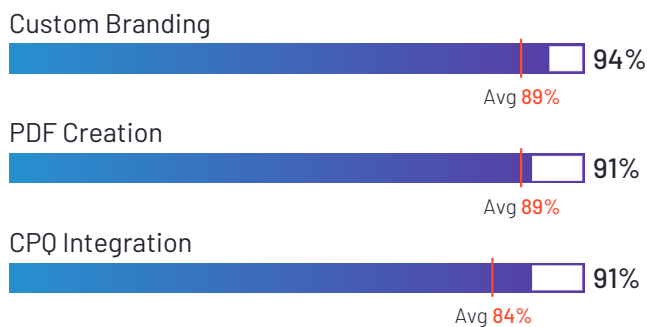
Satisfaction Ratings



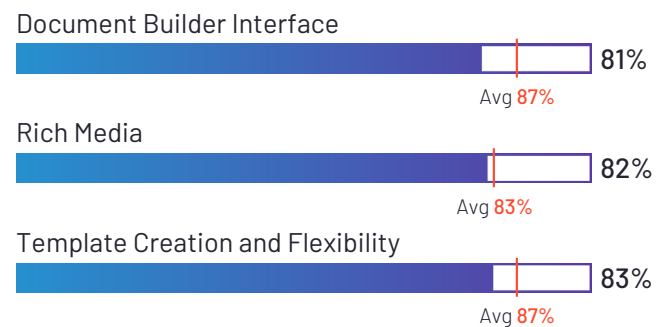
Top Industries Represented



Highest-Rated Features



Lowest-Rated Features



Ownership
Vendavo



HQ Location
Denver, Colorado



Year Founded
1998



Employees (Listed On LinkedIn)
527



Company Website
vendavo.com

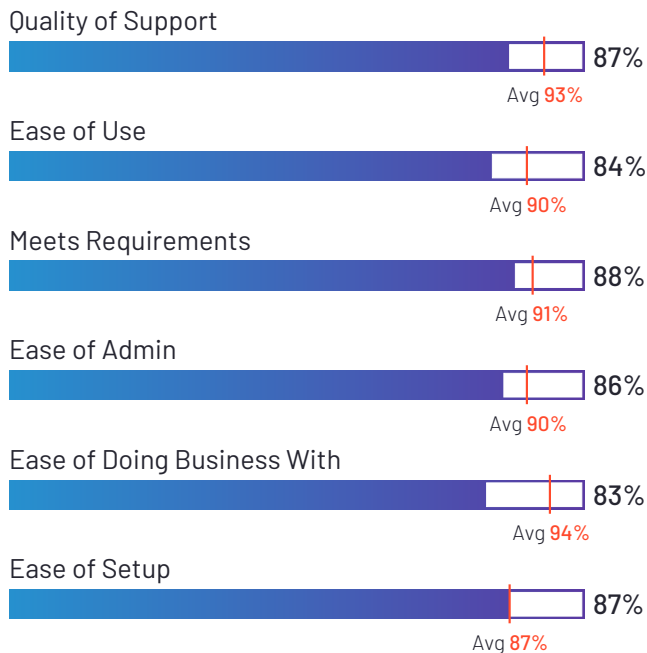


Ideagen PleaseReview

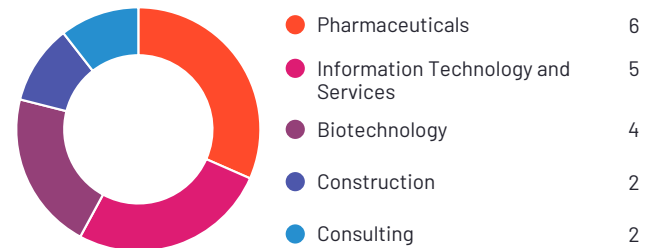
4.3 ★★★★★ (69)

Ideagen PleaseReview has been named a Contender product based on having a relatively low customer Satisfaction score and large Market Presence compared to the rest of the category. While they may have positive reviews, they do not have enough reviews to validate those ratings. 96% of users rated it 4 or 5 stars, 82% of users believe it is headed in the right direction, and users said they would be likely to recommend Ideagen PleaseReview at a rate of 89%. Ideagen PleaseReview is also in the Pharma and Biotech, Document Creation, and Enterprise Content Management (ECM) categories.

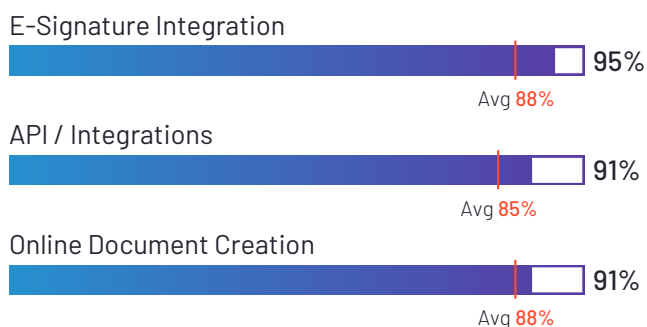
Satisfaction Ratings



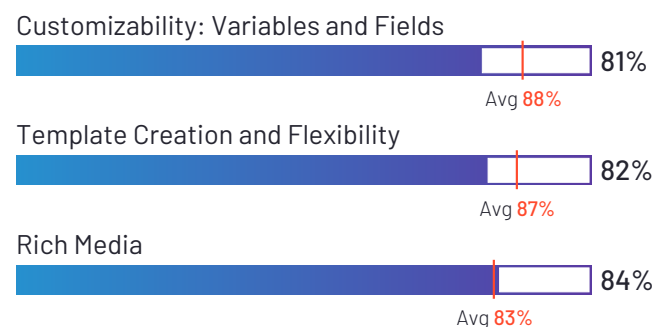
Top Industries Represented



Highest-Rated Features



Lowest-Rated Features



Ownership
Ideagen



HQ Location
Ruddington,
Nottingham



Year Founded
2000



**Employees (Listed
On LinkedIn)**
1,193



Company Website
ideagen.com

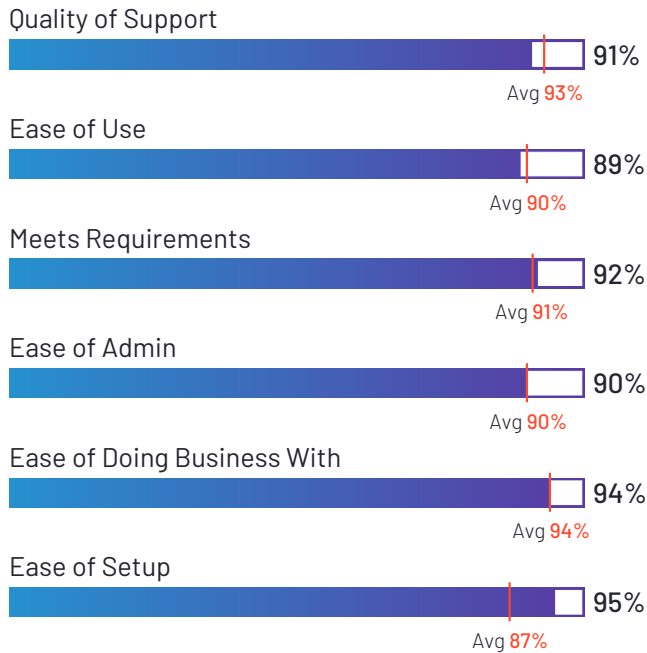


Storydoc

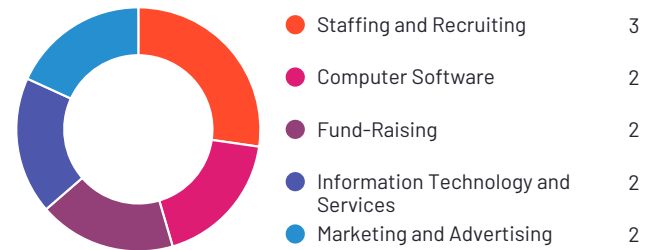
4.7 ★★★★★ (55)

Storydoc has been named a Niche product based on having a relatively low Satisfaction score and low Market Presence compared to the rest of the category. While they may have positive reviews, they do not have enough reviews to validate those ratings. 94% of users rated it 4 or 5 stars, 94% of users believe it is headed in the right direction, and users said they would be likely to recommend Storydoc at a rate of 92%. Storydoc is also in the Sales Enablement and Presentation categories.

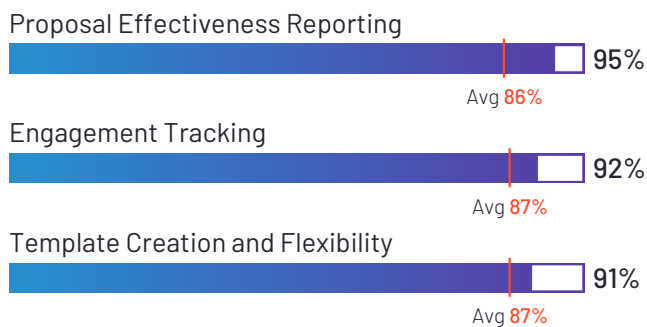
Satisfaction Ratings



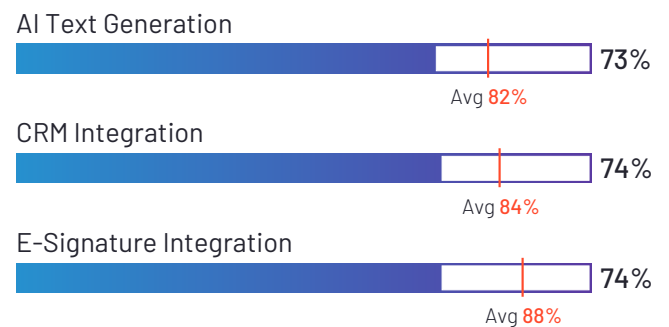
Top Industries Represented



Highest-Rated Features



Lowest-Rated Features



Ownership
Storydoc



HQ Location
Tel Aviv, Israel



Year Founded
2019



Employees (Listed On LinkedIn)
26



Company Website
storydoc.com

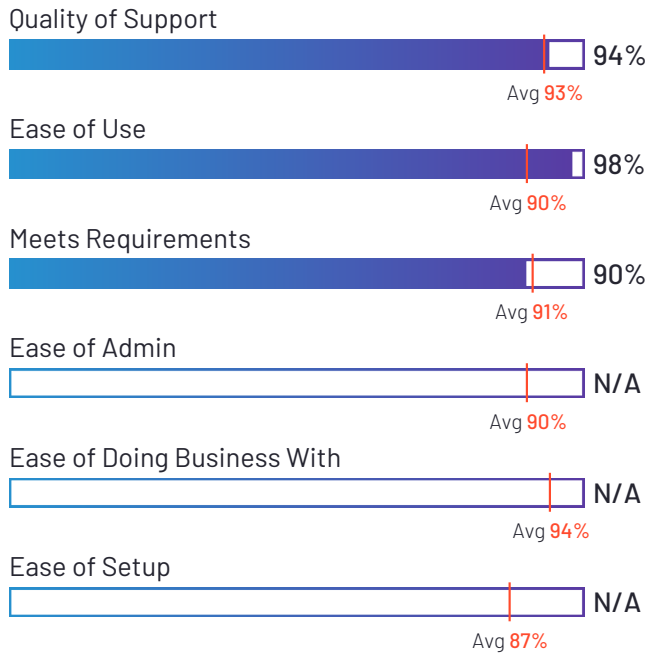
**Quotient**

Quotient

4.7 ★★★★★ (21)

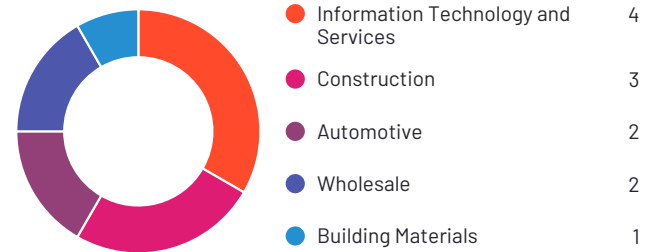
Quotient has been named a Niche product based on having a relatively low Satisfaction score and low Market Presence compared to the rest of the category. While they may have positive reviews, they do not have enough reviews to validate those ratings. 95% of users rated it 4 or 5 stars, 91% of users believe it is headed in the right direction, and users said they would be likely to recommend Quotient at a rate of 93%.

Satisfaction Ratings

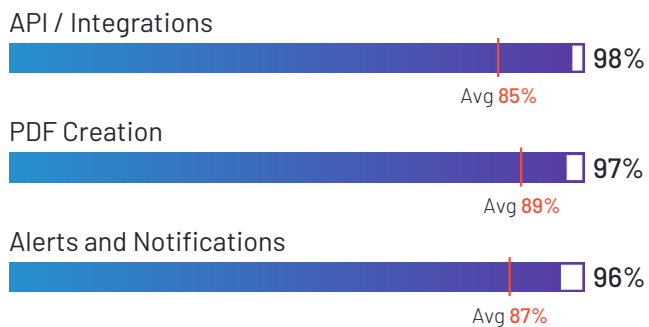


*N/A is displayed when fewer than five responses were received for the question.

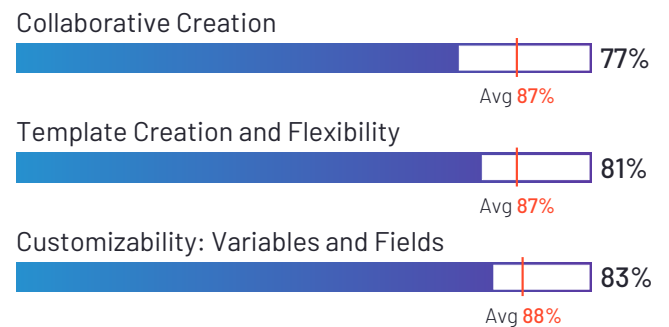
Top Industries Represented



Highest-Rated Features



Lowest-Rated Features



Ownership
Quotient



HQ Location
Columbia, MD



Year Founded
2011



**Employees (Listed
On LinkedIn)**
2



Company Website
quotientapp.com

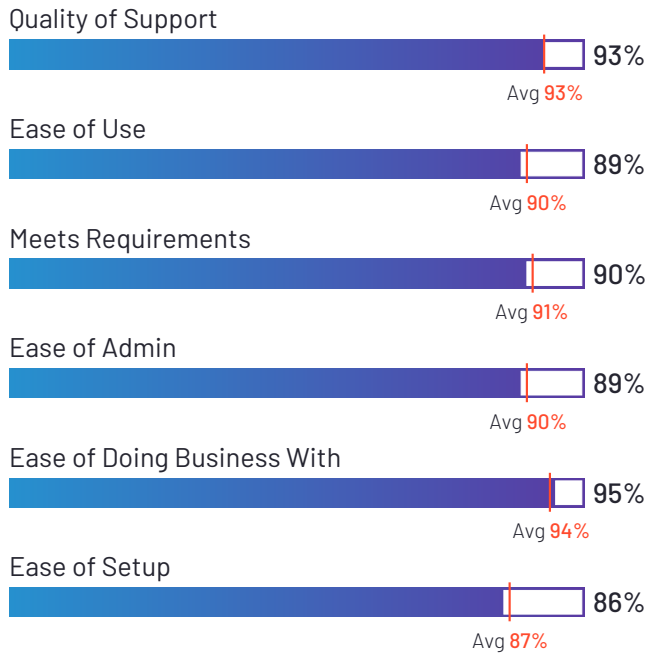


ClientPoint

4.5 ★★★★★ (198)

ClientPoint has been named a Niche product based on having a relatively low Satisfaction score and low Market Presence compared to the rest of the category. While they may have positive reviews, they do not have enough reviews to validate those ratings. 95% of users rated it 4 or 5 stars, 94% of users believe it is headed in the right direction, and users said they would be likely to recommend ClientPoint at a rate of 89%. ClientPoint is also in the Digital Sales Room, Document Generation, Sales Enablement, and Enterprise Content Management (ECM) categories.

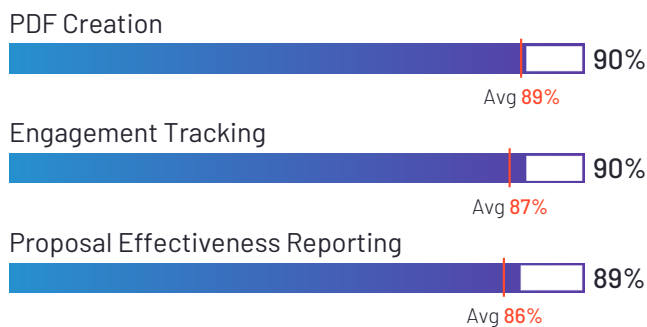
Satisfaction Ratings



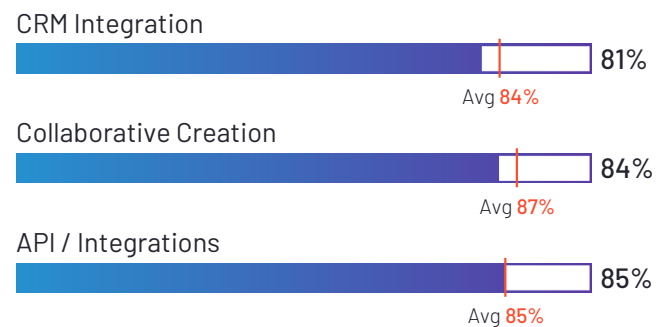
Top Industries Represented



Highest-Rated Features



Lowest-Rated Features



Ownership
ClientPoint



HQ Location
Carlsbad, CA



Year Founded
2009



Employees (Listed On LinkedIn)
30



Company Website
clientpoint.net

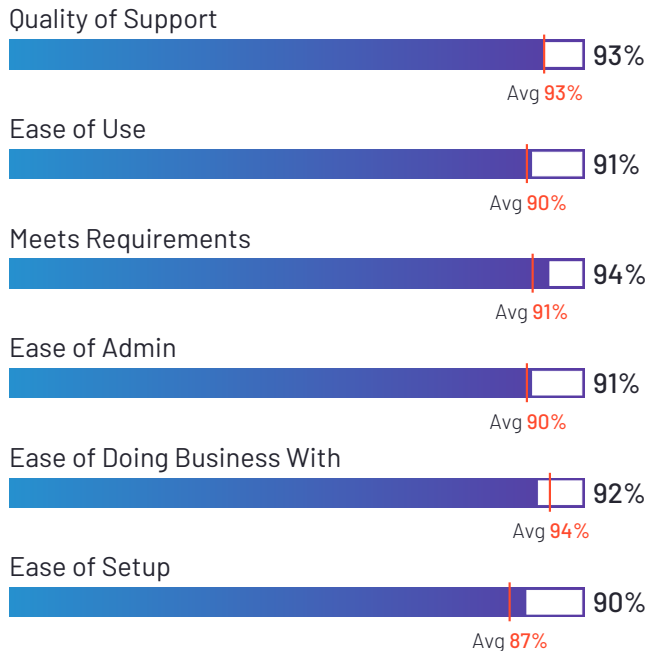


Zomentum e-Sign and Payment

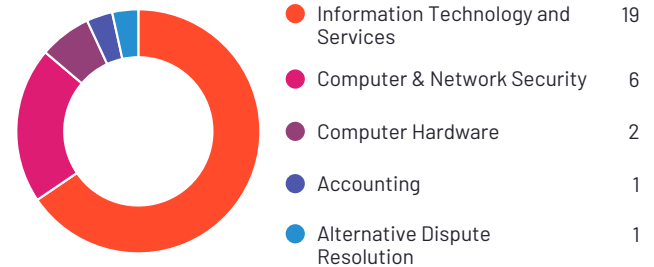
4.6 ★★★★★ (30)

Zomentum e-Sign and Payment has been named a Niche product based on having a relatively low Satisfaction score and low Market Presence compared to the rest of the category. While they may have positive reviews, they do not have enough reviews to validate those ratings. 100% of users rated it 4 or 5 stars, 100% of users believe it is headed in the right direction, and users said they would be likely to recommend Zomentum e-Sign and Payment at a rate of 92%. Zomentum e-Sign and Payment is also in the Customer Revenue Optimization, E-Signature, CPQ, and Contract Management categories.


Satisfaction Ratings



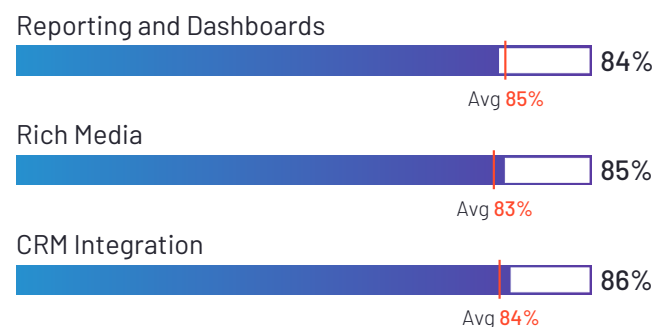
Top Industries Represented



Highest-Rated Features



Lowest-Rated Features



Ownership
Zomentum



HQ Location
San Francisco, CA



Year Founded
2018



Employees (Listed On LinkedIn)
70



Company Website
zomentum.com

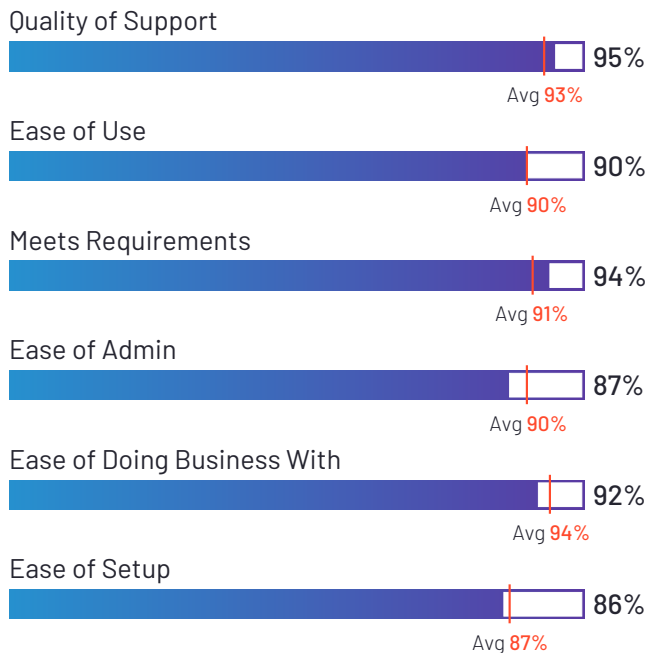
XaitPorter®

XaitPorter

4.6 ★★★★★ (51)

XaitPorter has been named a Niche product based on having a relatively low Satisfaction score and low Market Presence compared to the rest of the category. While they may have positive reviews, they do not have enough reviews to validate those ratings. 100% of users rated it 4 or 5 stars, 97% of users believe it is headed in the right direction, and users said they would be likely to recommend XaitPorter at a rate of 92%. XaitPorter is also in the Document Generation, Document Creation, Salesforce AppExchange Apps, and RFP categories.

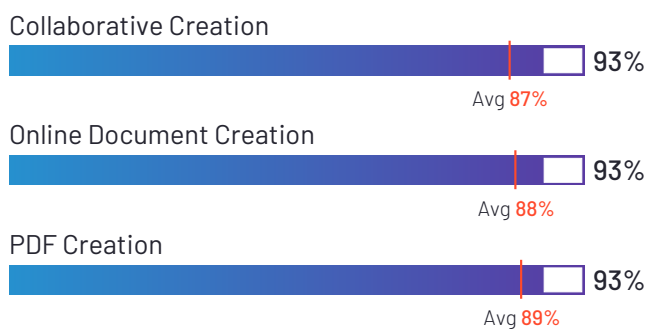
Satisfaction Ratings



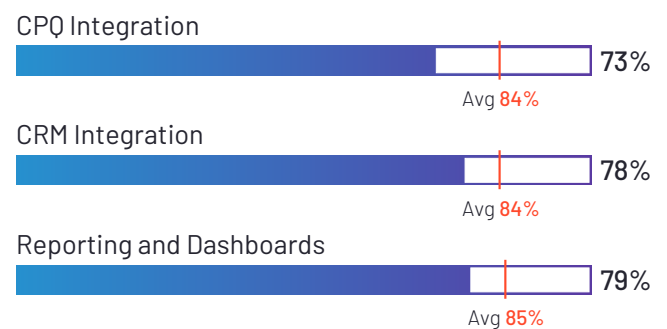
Top Industries Represented



Highest-Rated Features



Lowest-Rated Features



Ownership
Xait



HQ Location
Sandnes, Norway



Year Founded
2000



Employees (Listed On LinkedIn)
89



Company Website
www.xait.com

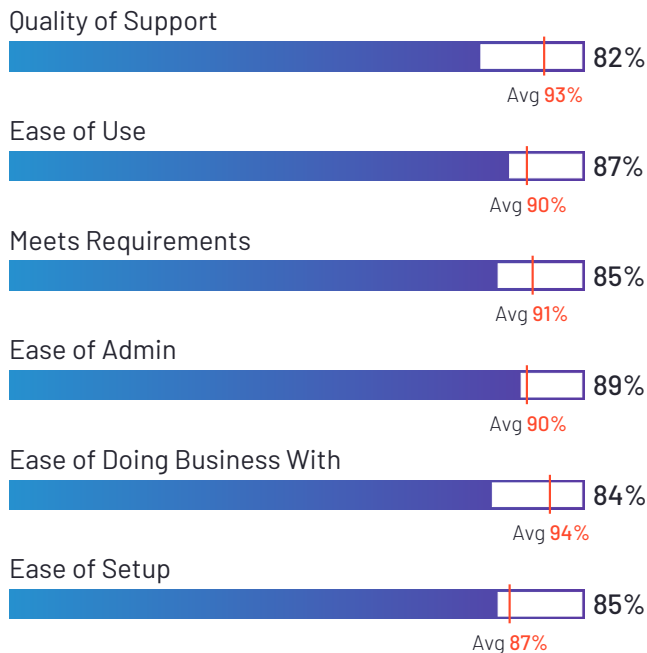


Ideagen Huddle

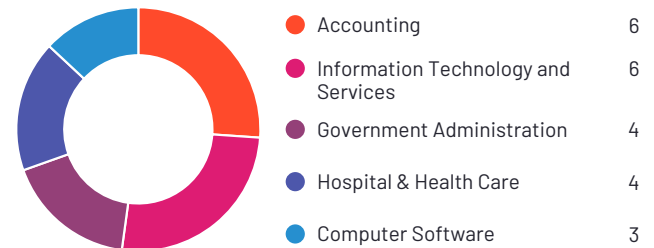
4.2 ★★★★★ (132)

Ideagen Huddle has been named a Niche product based on having a relatively low Satisfaction score and low Market Presence compared to the rest of the category. While they may have positive reviews, they do not have enough reviews to validate those ratings. 83% of users rated it 4 or 5 stars, 69% of users believe it is headed in the right direction, and users said they would be likely to recommend Ideagen Huddle at a rate of 81%. Ideagen Huddle is also in the Cloud Content Collaboration and Client Portal categories.

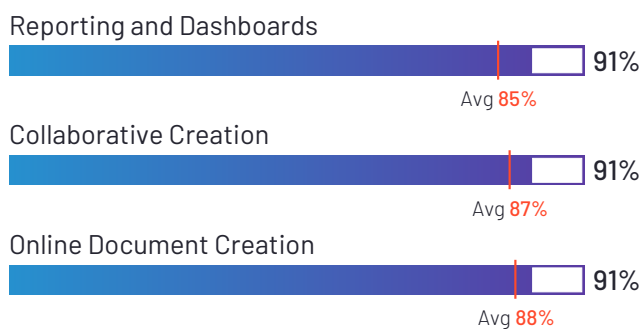
Satisfaction Ratings



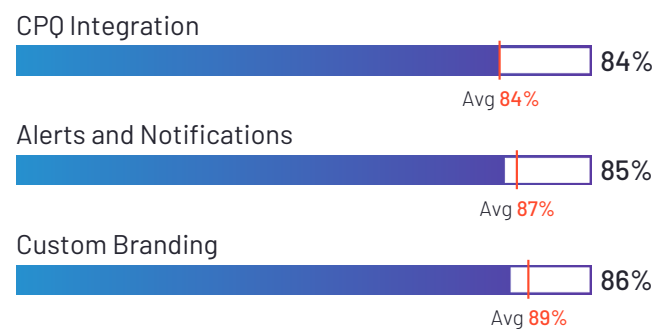
Top Industries Represented



Highest-Rated Features



Lowest-Rated Features



Ownership
Ideagen



HQ Location
Ruddington,
Nottingham



Year Founded
2000



**Employees (Listed
On LinkedIn)**
1,193



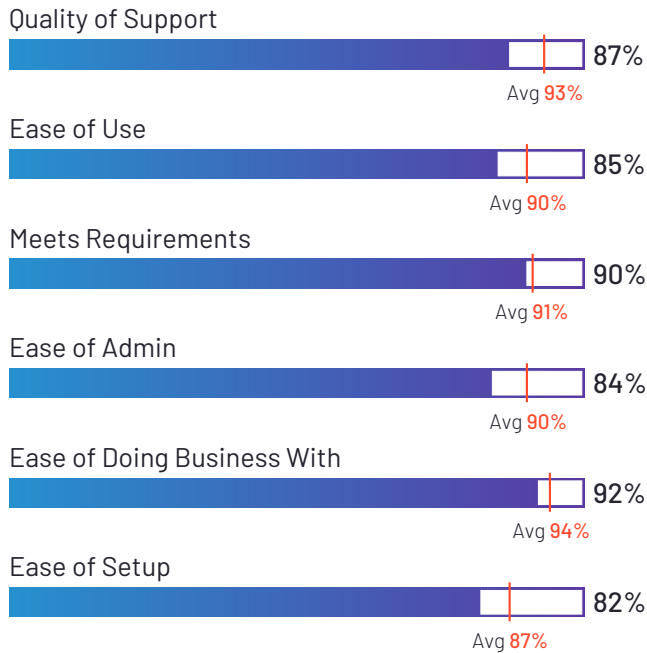
Company Website
ideagen.com

QuoteWerks


4.3 ★★★★★ (182)

QuoteWerks has been named a Niche product based on having a relatively low Satisfaction score and low Market Presence compared to the rest of the category. While they may have positive reviews, they do not have enough reviews to validate those ratings. 92% of users rated it 4 or 5 stars, 85% of users believe it is headed in the right direction, and users said they would be likely to recommend QuoteWerks at a rate of 88%. QuoteWerks is also in the CPQ and Quote-to-Cash categories.

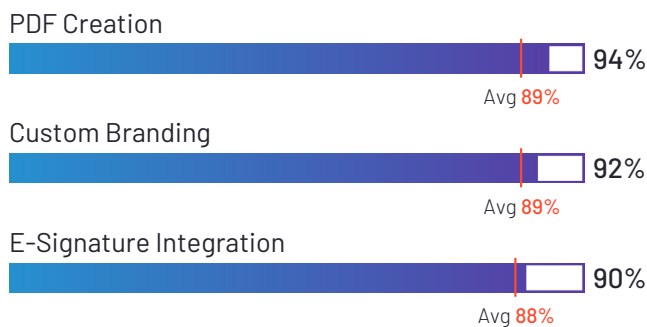
Satisfaction Ratings



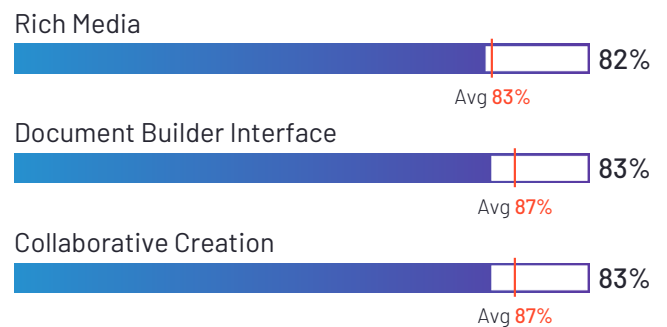
Top Industries Represented



Highest-Rated Features



Lowest-Rated Features



Ownership
Aspire Technologies



HQ Location
Orlando, FL



Year Founded
1993



Employees (Listed On LinkedIn)
48



Company Website
quotewerks.com

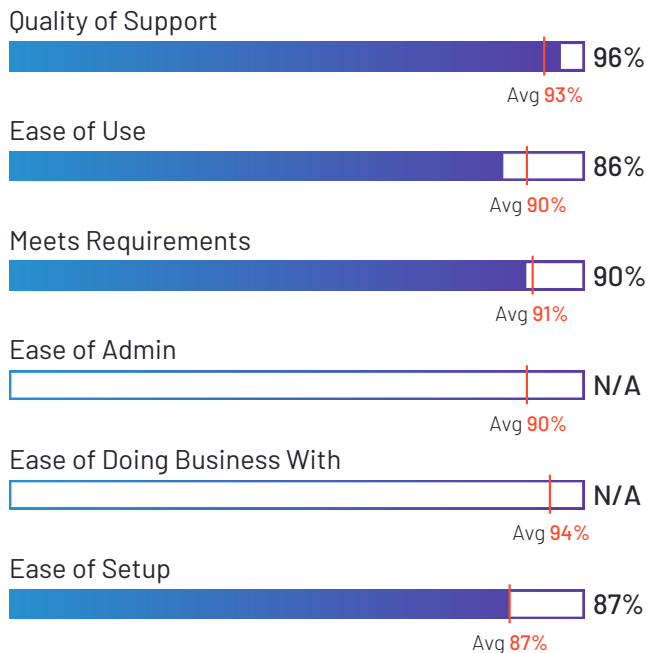


Revolear

4.6 ★★★★★ (11)

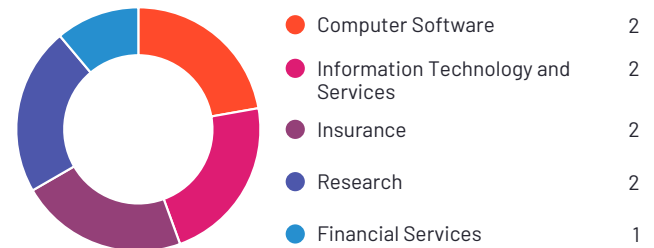
Revolear has been named a Niche product based on having a relatively low Satisfaction score and low Market Presence compared to the rest of the category. While they may have positive reviews, they do not have enough reviews to validate those ratings. 100% of users rated it 4 or 5 stars, 100% of users believe it is headed in the right direction, and users said they would be likely to recommend Revolear at a rate of 94%. Revolear is also in the Digital Sales Room, AI Sales Assistant, Contract Management, and CPQ categories.

Satisfaction Ratings

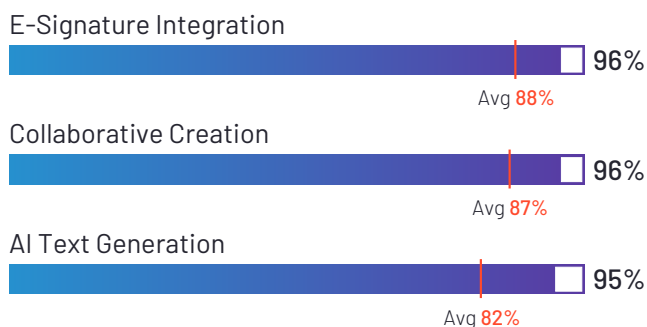


*N/A is displayed when fewer than five responses were received for the question.

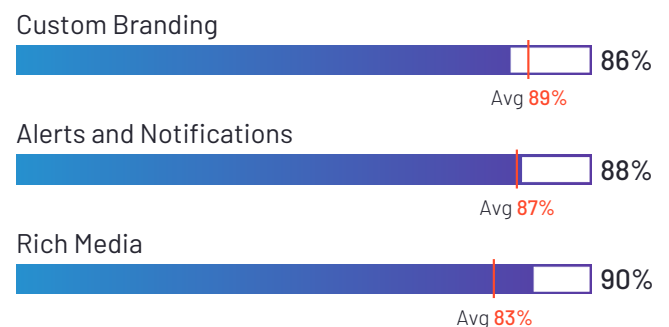
Top Industries Represented



Highest-Rated Features



Lowest-Rated Features



Ownership
Revolear



HQ Location
San Francisco,
California, United
States



Year Founded
2022



**Employees (Listed
On LinkedIn)**
9



Company Website
revolear.com

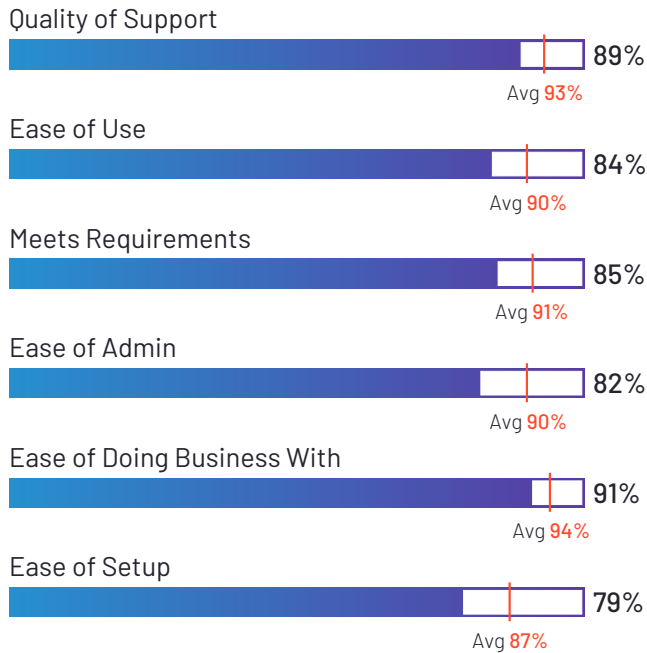


RocketDocs

4.2 ★★★★★☆ (101)

RocketDocs has been named a Niche product based on having a relatively low Satisfaction score and low Market Presence compared to the rest of the category. While they may have positive reviews, they do not have enough reviews to validate those ratings. 94% of users rated it 4 or 5 stars, 89% of users believe it is headed in the right direction, and users said they would be likely to recommend RocketDocs at a rate of 85%. RocketDocs is also in the RFP, Document Generation, and Salesforce AppExchange Apps categories.


Satisfaction Ratings



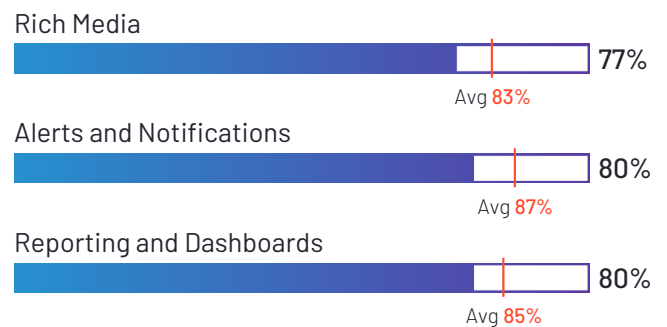
Top Industries Represented



Highest-Rated Features



Lowest-Rated Features



Ownership
RocketDocs



HQ Location
Dallas, TX



Year Founded
1994



Employees (Listed On LinkedIn)
26



Company Website
rocketdocs.com

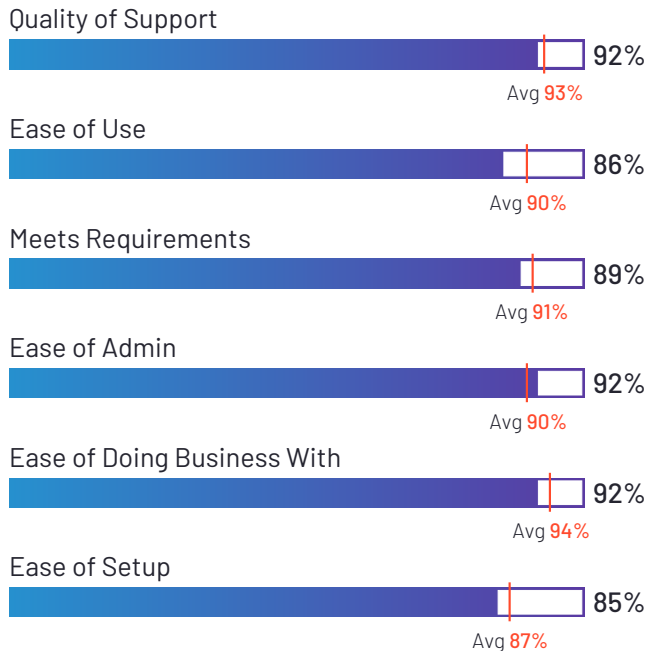


Better Proposals

4.3 ★★★★★ (48)

Better Proposals has been named a Niche product based on having a relatively low Satisfaction score and low Market Presence compared to the rest of the category. While they may have positive reviews, they do not have enough reviews to validate those ratings. 85% of users rated it 4 or 5 stars, 89% of users believe it is headed in the right direction, and users said they would be likely to recommend Better Proposals at a rate of 86%.


Satisfaction Ratings



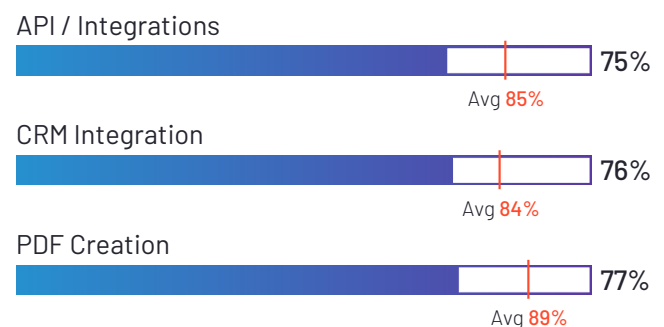
Top Industries Represented



Highest-Rated Features



Lowest-Rated Features



Ownership
Better Proposals



HQ Location
Brighton, United Kingdom



Year Founded
2009



Employees (Listed On LinkedIn)
8



Company Website
betterproposals.io

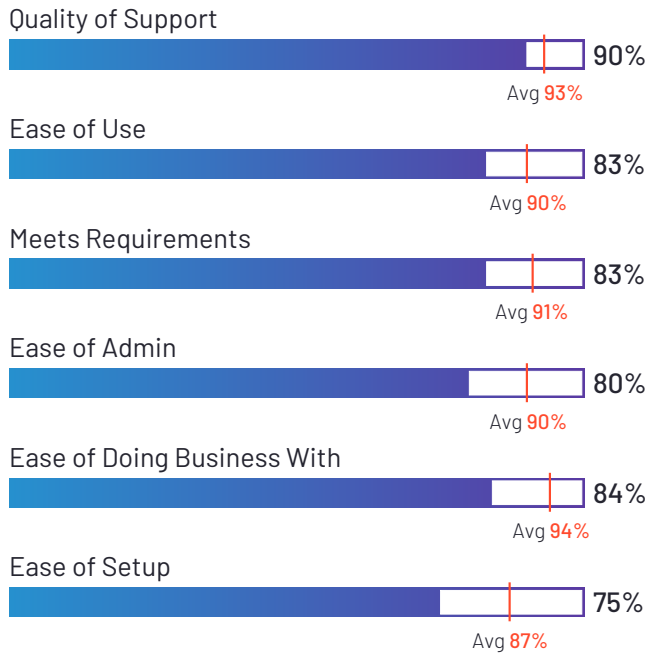


Pricefx

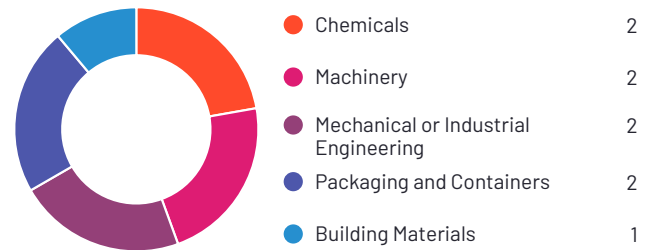
4.4 ★★★★★ (107)

Pricefx has been named a Niche product based on having a relatively low Satisfaction score and low Market Presence compared to the rest of the category. While they may have positive reviews, they do not have enough reviews to validate those ratings. 100% of users rated it 4 or 5 stars, 100% of users believe it is headed in the right direction, and users said they would be likely to recommend Pricefx at a rate of 86%. Pricefx is also in the Quote-to-Cash, Pricing, CPQ, and Rebate Management categories.

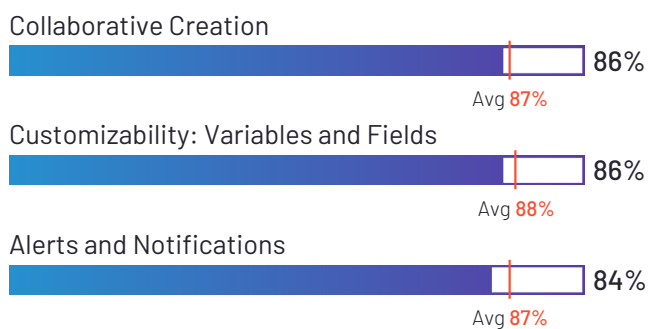
Satisfaction Ratings



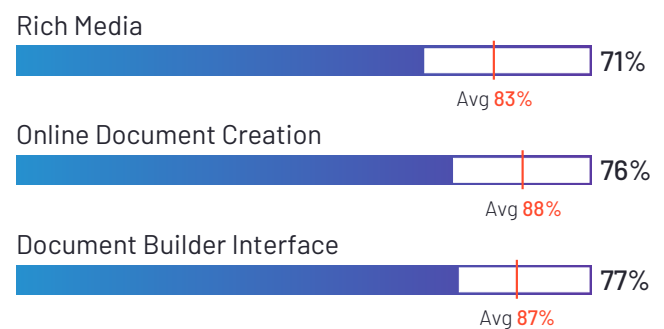
Top Industries Represented



Highest-Rated Features



Lowest-Rated Features



Ownership
Pricefx



HQ Location
Prague, Czech Republic



Year Founded
2011



Employees (Listed On LinkedIn)
424



Company Website
pricefx.com

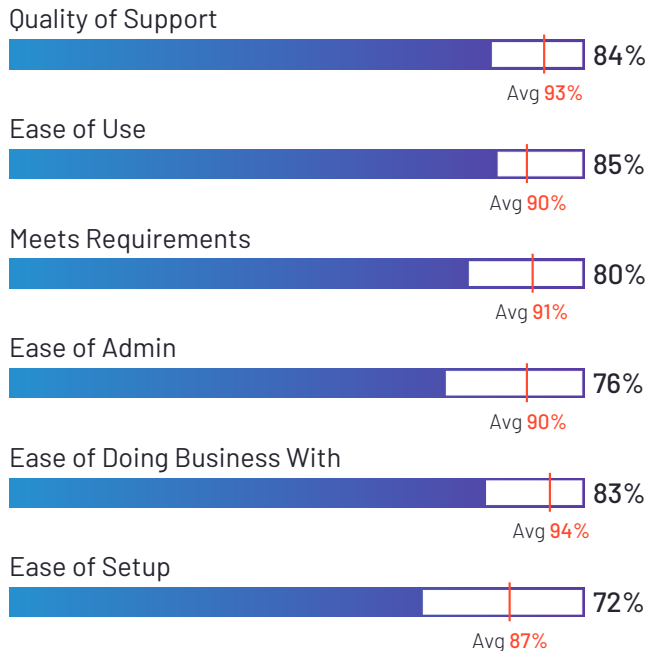


Tacton CPQ


4.3 ★★★★★ (54)

Tacton CPQ has been named a Niche product based on having a relatively low Satisfaction score and low Market Presence compared to the rest of the category. While they may have positive reviews, they do not have enough reviews to validate those ratings. 90% of users rated it 4 or 5 stars, 86% of users believe it is headed in the right direction, and users said they would be likely to recommend Tacton CPQ at a rate of 86%. Tacton CPQ is also in the CPQ category.

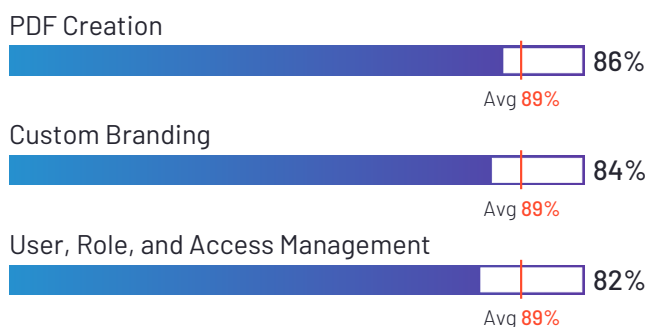
Satisfaction Ratings



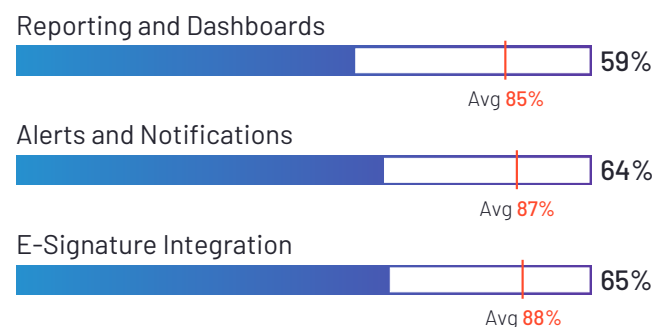
Top Industries Represented



Highest-Rated Features



Lowest-Rated Features



Ownership
Tacton



HQ Location
Stockholm, Sweden



Year Founded
1998



Employees (Listed On LinkedIn)
222



Company Website
www.tacton.com

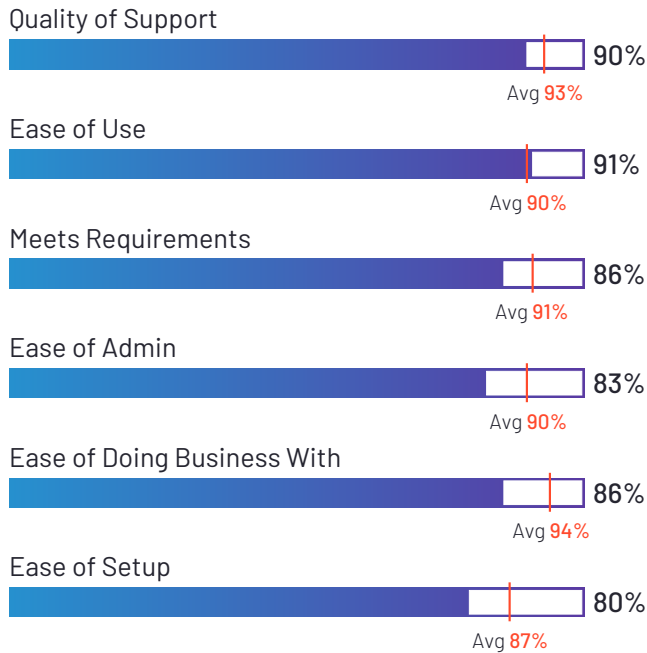


SmartDocs

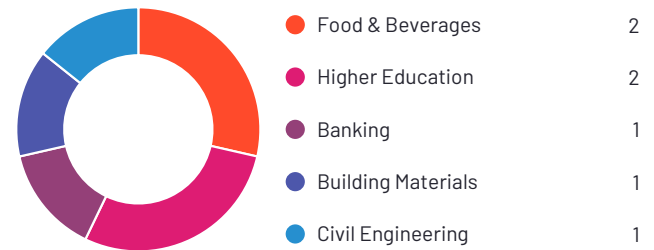
4.5 ★★★★★ (15)

SmartDocs has been named a Niche product based on having a relatively low Satisfaction score and low Market Presence compared to the rest of the category. While they may have positive reviews, they do not have enough reviews to validate those ratings. 93% of users rated it 4 or 5 stars, 100% of users believe it is headed in the right direction, and users said they would be likely to recommend SmartDocs at a rate of 91%.

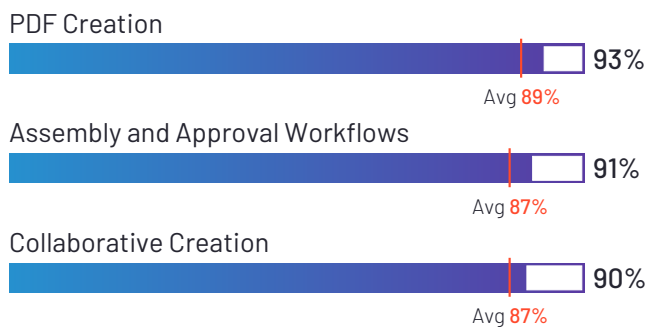
Satisfaction Ratings



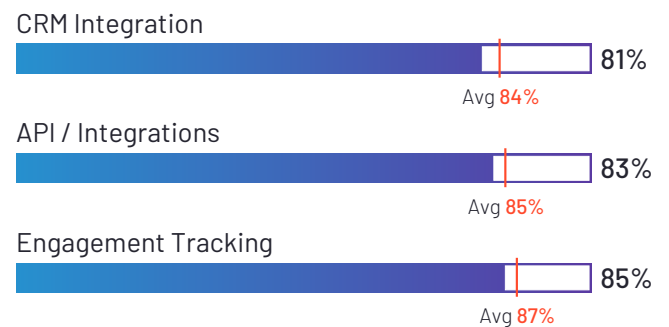
Top Industries Represented



Highest-Rated Features



Lowest-Rated Features



Ownership
ThirtySix Software



HQ Location
Rochester, NY



Year Founded
2009



Employees (Listed On LinkedIn)
4



Company Website
36software.com

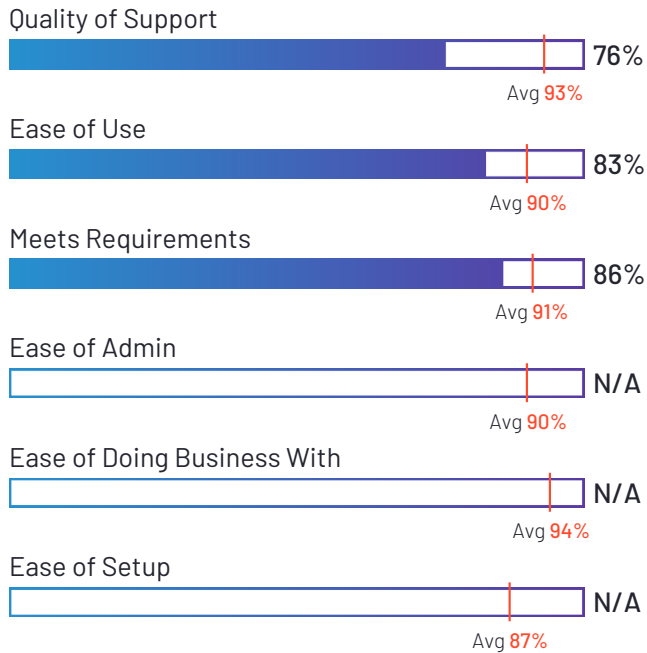


Bidsketch

3.6 ★★★★★ (11)

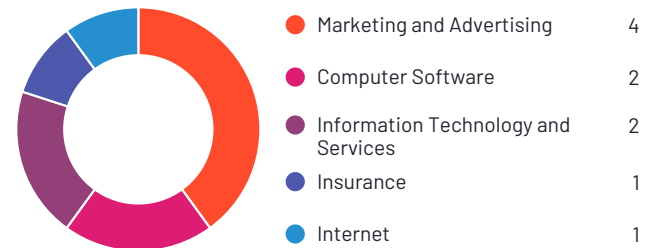
Bidsketch has been named a Niche product based on having a relatively low Satisfaction score and low Market Presence compared to the rest of the category. While they may have positive reviews, they do not have enough reviews to validate those ratings. 73% of users rated it 4 or 5 stars, 64% of users believe it is headed in the right direction, and users said they would be likely to recommend Bidsketch at a rate of 73%.

Satisfaction Ratings

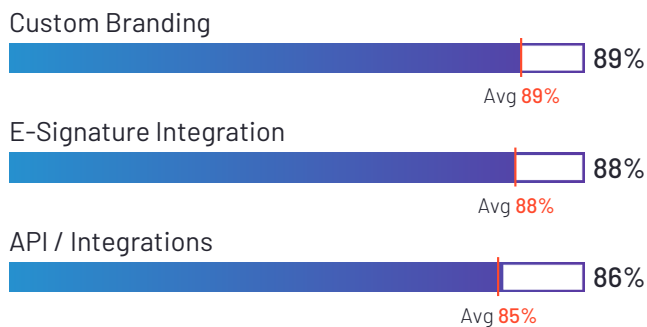


*N/A is displayed when fewer than five responses were received for the question.

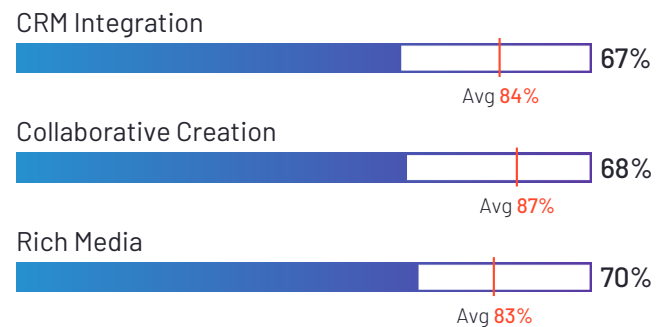
Top Industries Represented



Highest-Rated Features



Lowest-Rated Features



Ownership
SignWell



HQ Location
Spokane, WA



Year Founded
2010



Employees (Listed On LinkedIn)
3



Company Website
signwell.com

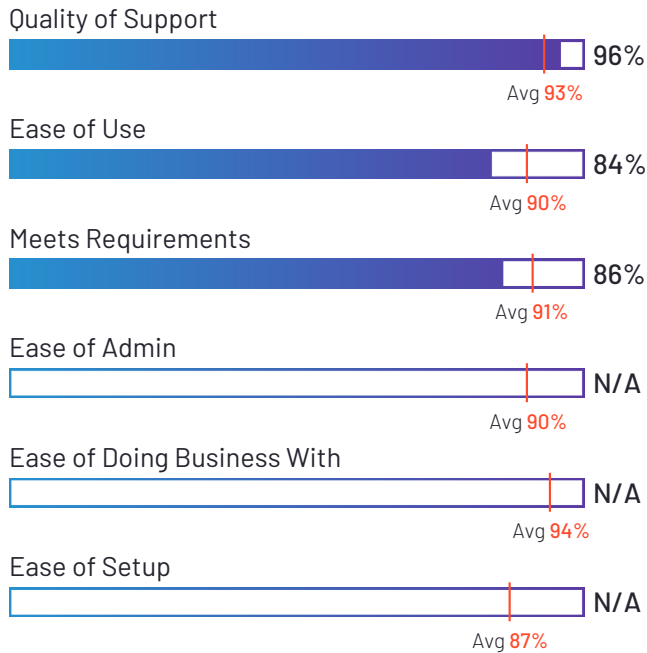


Revv

4.6 ★★★★★ (45)

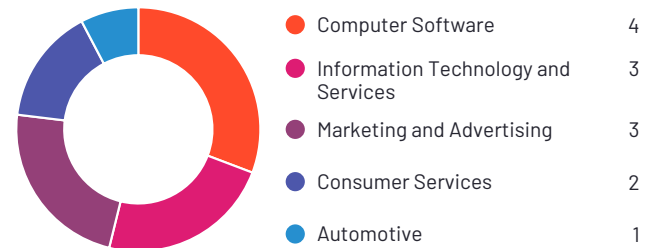
Revv has been named a Niche product based on having a relatively low Satisfaction score and low Market Presence compared to the rest of the category. While they may have positive reviews, they do not have enough reviews to validate those ratings. 95% of users rated it 4 or 5 stars, 86% of users believe it is headed in the right direction, and users said they would be likely to recommend Revv at a rate of 91%. Revv is also in the Document Generation, E-Signature, CPQ, and Contract Management categories.

Satisfaction Ratings

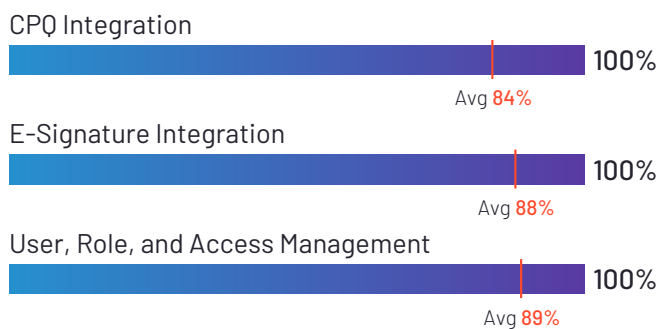


*N/A is displayed when fewer than five responses were received for the question.

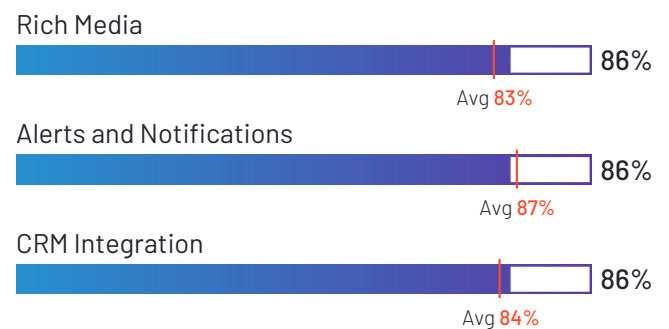
Top Industries Represented



Highest-Rated Features



Lowest-Rated Features



Ownership
Revv



HQ Location
Walnut, California



Year Founded
2018



Employees (Listed On LinkedIn)
17



Company Website
revv.so

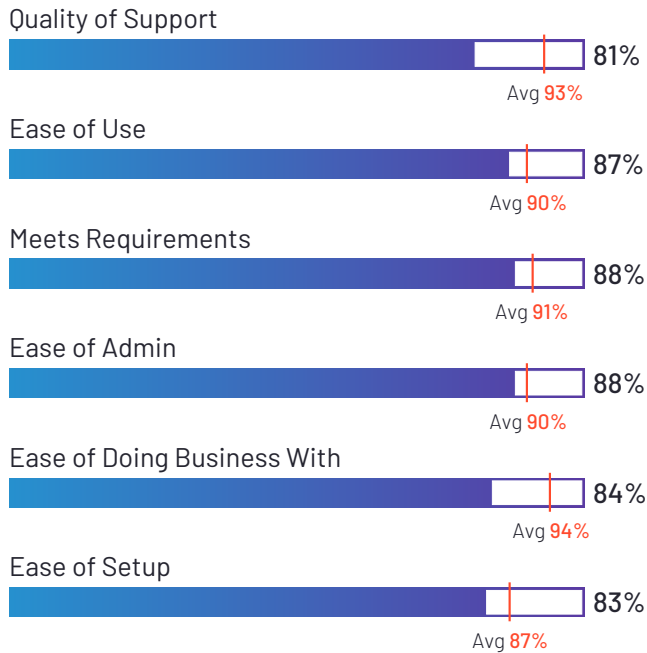


Proposable

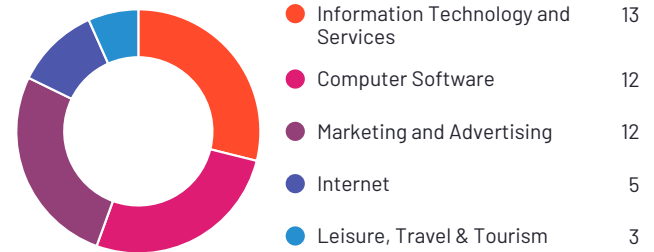
4.2 ★★★★★ (74)

Proposable has been named a Niche product based on having a relatively low Satisfaction score and low Market Presence compared to the rest of the category. While they may have positive reviews, they do not have enough reviews to validate those ratings. 91% of users rated it 4 or 5 stars, 81% of users believe it is headed in the right direction, and users said they would be likely to recommend Proposable at a rate of 84%.

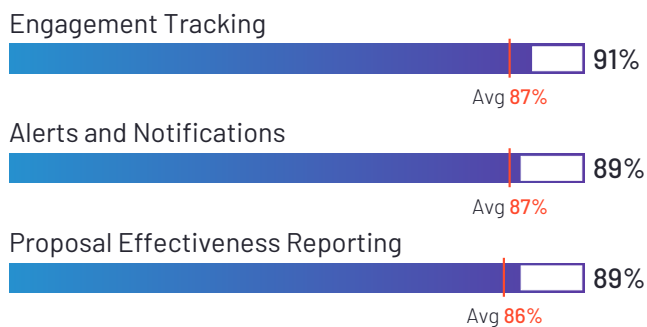
Satisfaction Ratings



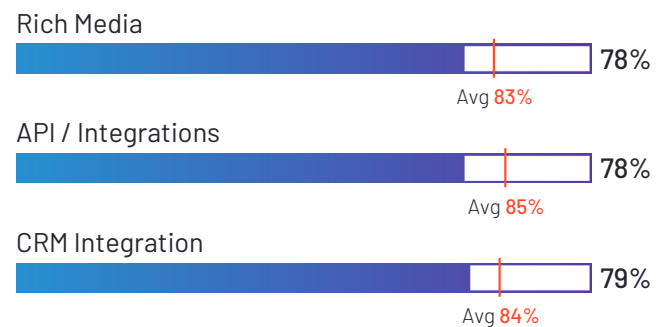
Top Industries Represented



Highest-Rated Features



Lowest-Rated Features



Ownership
Proposable



HQ Location
Bloomington, IN



Year Founded
2009



Employees (Listed On LinkedIn)
2



Company Website
proposable.com

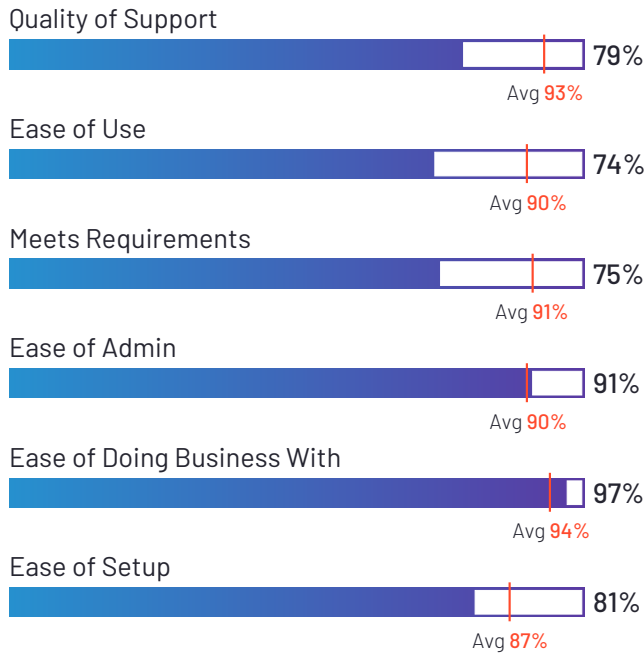


Privia

3.6 ★★★★★ (20)

Privia has been named a Niche product based on having a relatively low Satisfaction score and low Market Presence compared to the rest of the category. While they may have positive reviews, they do not have enough reviews to validate those ratings. 71% of users rated it 4 or 5 stars, 47% of users believe it is headed in the right direction, and users said they would be likely to recommend Privia at a rate of 71%.

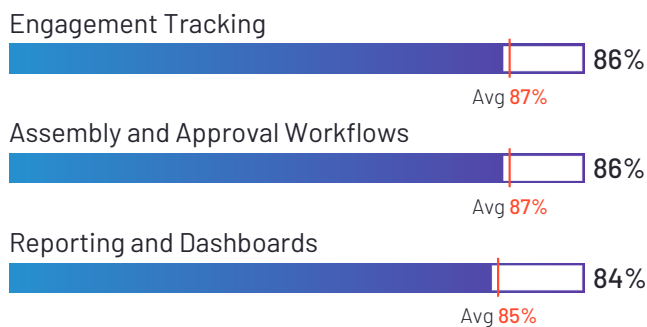
Satisfaction Ratings



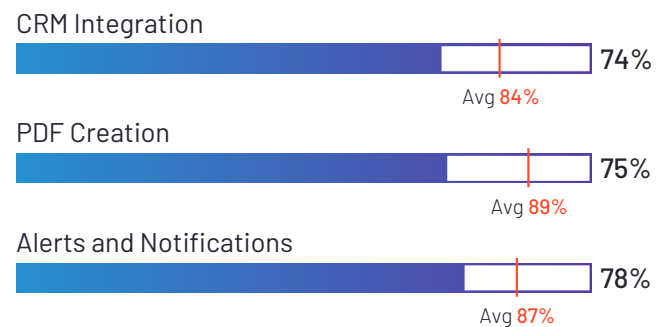
Top Industries Represented



Highest-Rated Features



Lowest-Rated Features



Ownership
Privia



HQ Location
Herndon, VA



Employees (Listed On LinkedIn)
2



Company Website
www.privia.com



Satisfaction Ratings for Proposal

G2 reviewers rated software sellers ability to satisfy their needs as shown in the table below.

	Satisfaction		Satisfaction by Category						Net Promoter Score (NPS)
	Likelihood to Recommend	Product Going in Right Direction?	Meets Requirements	Ease of Admin	Ease of Doing Business With	Quality of Support	Ease of Setup	Ease of Use	
PandaDoc	93%	92%	92%	91%	93%	91%	90%	91%	81
Responsive, formerly RFPIO	92%	92%	91%	91%	95%	94%	89%	90%	72
Proposify	93%	93%	92%	92%	95%	94%	88%	87%	77
DealHub.io	95%	95%	93%	89%	97%	97%	87%	93%	87
GetAccept	93%	93%	91%	89%	95%	94%	90%	91%	77
Qwlr	91%	93%	88%	90%	94%	92%	91%	90%	72
Loopio	95%	97%	92%	94%	97%	97%	91%	94%	86
Ignition	95%	100%	92%	93%	96%	96%	89%	93%	84
RELAYTO	97%	98%	96%	95%	97%	98%	94%	97%	90
Oneflow	89%	87%	89%	87%	90%	88%	86%	90%	65
AutogenAI	90%	100%	87%	92%	98%	97%	89%	84%	60
FastSpring Interactive Quotes	94%	91%	95%	94%	98%	96%	88%	100%	84
TaxDome	94%	97%	89%	86%	97%	95%	74%	84%	86
fynk	99%	100%	100%	100%	100%	100%	99%	100%	100
Anchor	97%	100%	94%	91%	97%	94%	88%	91%	93
OnePageCRM	97%	100%	93%	95%	98%	97%	92%	95%	96
Smart Pricing Table	100%	100%	97%	99%	100%	100%	95%	97%	100
Minoa	100%	100%	98%	94%	100%	99%	100%	100%	100
Cacheflow	93%	92%	89%	95%	98%	94%	91%	91%	80

(Satisfaction Ratings for Proposal continues on next page)

*N/A is displayed when fewer than five responses were received for the question.

**Net Promoter Score ranges from -100 to +100



Satisfaction Ratings for Proposal (continued)

G2 reviewers rated software sellers ability to satisfy their needs as shown in the table below.

	Satisfaction		Satisfaction by Category						Net Promoter Score (NPS)
	Likelihood to Recommend	Product Going in Right Direction?	Meets Requirements	Ease of Admin	Ease of Doing Business With	Quality of Support	Ease of Setup	Ease of Use	
AutoRFP.ai	98%	100%	96%	94%	99%	99%	93%	93%	90
Bonsai	89%	94%	87%	89%	86%	87%	90%	89%	64
Cone Propose	97%	100%	97%	N/A	N/A	98%	95%	92%	93
Ombud	95%	89%	90%	95%	100%	99%	98%	94%	90
Zilliant CPQ	96%	64%	97%	94%	96%	98%	93%	95%	93
Nusii	90%	89%	99%	99%	100%	97%	96%	94%	79
Tango Agreements	99%	100%	95%	100%	100%	100%	98%	97%	100
Clientary	94%	100%	95%	98%	100%	96%	95%	98%	84
Flowcase	92%	82%	90%	93%	94%	95%	85%	92%	73
Proposal Kit	93%	89%	94%	90%	97%	98%	90%	90%	83
ScalePad Quoter	94%	100%	92%	97%	98%	96%	89%	92%	85
Fresh Proposals	95%	100%	95%	95%	98%	100%	96%	91%	86
RevOps	94%	100%	92%	96%	98%	95%	94%	92%	86
Tilkee	92%	91%	96%	95%	98%	100%	98%	95%	72
Oracle CPQ	80%	77%	86%	83%	83%	79%	81%	80%	25
DocSend	94%	91%	92%	90%	91%	92%	91%	93%	82
Upland Qvidian	86%	89%	86%	81%	92%	89%	81%	83%	51
Conga Composer	88%	86%	91%	86%	91%	91%	83%	86%	59
ConnectWise CPQ	81%	78%	85%	79%	86%	80%	74%	81%	35

(Satisfaction Ratings for Proposal continues on next page)

*N/A is displayed when fewer than five responses were received for the question.

**Net Promoter Score ranges from -100 to +100



Satisfaction Ratings for Proposal (continued)

G2 reviewers rated software sellers ability to satisfy their needs as shown in the table below.

	Satisfaction		Satisfaction by Category						Net Promoter Score (NPS)
	Likelihood to Recommend	Product Going in Right Direction?	Meets Requirements	Ease of Admin	Ease of Doing Business With	Quality of Support	Ease of Setup	Ease of Use	
Odoo Sales	92%	100%	89%	83%	91%	86%	80%	87%	69
Fiverr Workspace	90%	87%	91%	N/A	N/A	97%	N/A	96%	64
Conga CLM	84%	88%	85%	83%	91%	88%	77%	82%	42
Epicor CPQ	93%	97%	91%	80%	92%	94%	74%	91%	77
QorusDocs	88%	89%	87%	85%	93%	94%	78%	86%	56
Nintex	83%	79%	87%	80%	87%	85%	78%	83%	36
Vendavo	88%	91%	91%	77%	95%	91%	79%	81%	60
Ideagen PleaseReview	89%	82%	88%	86%	83%	87%	87%	84%	60
Storydoc	92%	94%	92%	90%	94%	91%	95%	89%	66
Quotient	93%	91%	90%	N/A	N/A	94%	N/A	98%	76
ClientPoint	89%	94%	90%	89%	95%	93%	86%	89%	64
Zomentum e-Sign and Payment	92%	100%	94%	91%	92%	93%	90%	91%	70
XaitPorter	92%	97%	94%	87%	92%	95%	86%	90%	78
Ideagen Huddle	81%	69%	85%	89%	84%	82%	85%	87%	34
QuoteWerks	88%	85%	90%	84%	92%	87%	82%	85%	58
Revolear	94%	100%	90%	N/A	N/A	96%	87%	86%	90
RocketDocs	85%	89%	85%	82%	91%	89%	79%	84%	46
Better Proposals	86%	89%	89%	92%	92%	92%	85%	86%	62
Pricefx	86%	100%	83%	80%	84%	90%	75%	83%	44

(Satisfaction Ratings for Proposal continues on next page)

*N/A is displayed when fewer than five responses were received for the question.

**Net Promoter Score ranges from -100 to +100



Satisfaction Ratings for Proposal (continued)

G2 reviewers rated software sellers ability to satisfy their needs as shown in the table below.

	Satisfaction		Satisfaction by Category						Net Promoter Score (NPS)
	Likelihood to Recommend	Product Going in Right Direction?	Meets Requirements	Ease of Admin	Ease of Doing Business With	Quality of Support	Ease of Setup	Ease of Use	
Tacton CPQ	86%	86%	80%	76%	83%	84%	72%	85%	53
SmartDocs	91%	100%	86%	83%	86%	90%	80%	91%	66
Bidsketch	73%	64%	86%	N/A	N/A	76%	N/A	83%	27
Revv	91%	86%	86%	N/A	N/A	96%	N/A	84%	76
Proposable	84%	81%	88%	88%	84%	81%	83%	87%	47
Privia	71%	47%	75%	91%	97%	79%	81%	74%	5
Average	91%	91%	91%	90%	94%	93%	87%	90%	71

*N/A is displayed when fewer than five responses were received for the question.

**Net Promoter Score ranges from -100 to +100



Feature Comparison for Proposal

G2 users have evaluated the following products by feature. Feature ratings are representative of reviewers overall satisfaction with each feature and do not necessarily take into account the breadth of individual product features. The results are shown below.

Document Creation

	Customizability: Variables and Fields	Template Creation and Flexibility	Rich Media	Online Document Creation	PDF Creation	Custom Branding
PandaDoc	89%	89%	86%	91%	92%	90%
Responsive, formerly RFPIO	86%	83%	82%	85%	84%	85%
Proposify	87%	87%	87%	89%	93%	93%
DealHub.io	95%	91%	90%	93%	93%	94%
GetAccept	84%	85%	86%	87%	88%	88%
Qwilr	82%	85%	86%	90%	80%	86%
Loopio	85%	84%	79%	86%	87%	88%
Ignition	92%	93%	87%	90%	90%	91%
RELAYTO	95%	96%	95%	97%	96%	96%
Oneflow	83%	83%	77%	85%	86%	80%
AutogenAI	76%	69%	51%	67%	60%	62%
FastSpring Interactive Quotes		N/A	N/A	93%	N/A	86%
TaxDome	92%	87%	83%	79%	80%	86%
fynk	100%	100%	95%	100%	100%	100%
Anchor	85%	90%		84%	89%	88%
OnePageCRM			89%			
Smart Pricing Table	94%	97%	93%	97%	94%	96%
Minoa	94%	95%	90%	94%	97%	92%
Cacheflow	89%	89%	84%	90%	92%	89%

(Feature Comparison for Proposal continues on next page)

*N/A is displayed when fewer than five responses were received for the question.

**A blank box indicates that a seller has selected that they do not offer that feature.



Feature Comparison for Proposal (continued)

G2 users have evaluated the following products by feature. Feature ratings are representative of reviewers overall satisfaction with each feature and do not necessarily take into account the breadth of individual product features. The results are shown below.

Document Creation

	Customizability: Variables and Fields	Template Creation and Flexibility	Rich Media	Online Document Creation	PDF Creation	Custom Branding
AutoRFP.ai	93%	91%	83%	88%	91%	84%
Bonsai	83%	87%	82%	89%	89%	95%
Cone Propose	94%	92%	93%	93%	93%	93%
Ombud	N/A	N/A	N/A	N/A	N/A	N/A
Zilliant CPQ	96%	96%	87%	95%	96%	95%
Nusii	89%	84%	83%	88%	97%	96%
Tango Agreements				92%	69%	90%
Clientary	93%			92%	94%	93%
Flowcase	76%	81%	80%	87%	89%	87%
Proposal Kit	96%	92%	83%	84%	98%	94%
ScalePad Quoter	88%	88%	78%	94%	91%	95%
Fresh Proposals	98%	93%	88%	95%	98%	88%
RevOps	95%	93%		95%	95%	88%
Tilkee	84%	86%	90%	79%	100%	88%
Oracle CPQ	83%	85%	80%	88%	88%	90%
DocSend	83%		86%			86%
Upland Qvidian	83%	82%	71%	78%	74%	81%
Conga Composer	88%	88%	84%	90%	92%	91%
ConnectWise CPQ	81%	78%	83%	87%	91%	90%

(Feature Comparison for Proposal continues on next page)

*N/A is displayed when fewer than five responses were received for the question.

**A blank box indicates that a seller has selected that they do not offer that feature.



Feature Comparison for Proposal (continued)

G2 users have evaluated the following products by feature. Feature ratings are representative of reviewers overall satisfaction with each feature and do not necessarily take into account the breadth of individual product features. The results are shown below.

Document Creation

	Customizability: Variables and Fields	Template Creation and Flexibility	Rich Media	Online Document Creation	PDF Creation	Custom Branding
Odoo Sales	93%	82%	81%	88%	84%	83%
Fiverr Workspace	N/A	N/A	N/A	N/A	N/A	N/A
Conga CLM	84%	82%	80%	87%	83%	86%
Epicor CPQ	93%	92%	87%	92%	91%	93%
QorusDocs	85%	86%	83%	87%	86%	85%
Nintex	88%	86%	80%	87%	90%	90%
Vendavo	87%	83%	82%	89%	91%	94%
Ideagen PleaseReview	81%	82%	84%	91%	88%	90%
Storydoc	83%	91%	86%	90%	88%	89%
Quotient	83%	81%	84%	95%	97%	91%
ClientPoint	88%	86%	85%	86%	90%	89%
Zomentum e-Sign and Payment	91%	88%	85%	92%	90%	92%
XaitPorter	86%	86%	85%	93%	93%	89%
Ideagen Huddle		88%	87%	91%		86%
QuoteWerks	87%	85%	82%	89%	94%	92%
Revelear	92%	92%	90%	94%	94%	86%
RocketDocs	83%	83%	77%	83%	82%	83%
Better Proposals	80%	83%	82%	87%	77%	87%
Pricefx	86%	79%	71%	76%	83%	80%

(Feature Comparison for Proposal continues on next page)

*N/A is displayed when fewer than five responses were received for the question.

**A blank box indicates that a seller has selected that they do not offer that feature.



Feature Comparison for Proposal (continued)

G2 users have evaluated the following products by feature. Feature ratings are representative of reviewers overall satisfaction with each feature and do not necessarily take into account the breadth of individual product features. The results are shown below.

Document Creation

	Customizability: Variables and Fields	Template Creation and Flexibility	Rich Media	Online Document Creation	PDF Creation	Custom Branding
Tacton CPQ	81%	74%	70%	74%	86%	84%
SmartDocs	90%	88%	87%		93%	
Bidsketch	81%	79%	70%	84%	82%	89%
Revv	93%	88%	86%	92%	100%	93%
Proposable	82%	82%	78%	85%	84%	86%
Privia	82%	82%	82%	79%	75%	84%
Average	88%	87%	83%	88%	89%	89%

(Feature Comparison for Proposal continues on next page)

*N/A is displayed when fewer than five responses were received for the question.

**A blank box indicates that a seller has selected that they do not offer that feature.



Feature Comparison for Proposal (continued)

G2 users have evaluated the following products by feature. Feature ratings are representative of reviewers overall satisfaction with each feature and do not necessarily take into account the breadth of individual product features. The results are shown below.

Workflow

	Document Builder Interface	Collaborative Creation	Assembly and Approval Workflows
PandaDoc	89%	88%	89%
Responsive, formerly RFPIO	85%	90%	88%
Proposify	86%	87%	88%
DealHub.io	91%	92%	94%
GetAccept	85%	86%	87%
Qwilr	85%	83%	85%
Loopio	88%	92%	90%
Ignition	91%	89%	91%
RELAYTO	96%	96%	95%
Oneflow	81%	82%	83%
AutogenAI	81%	84%	74%
FastSpring Interactive Quotes	96%	92%	N/A
TaxDome	88%	87%	93%
fynk	100%	100%	100%
Anchor	90%	81%	86%
OnePageCRM		89%	
Smart Pricing Table	98%	97%	
Minoa	92%	96%	95%
Cacheflow	91%	87%	88%

(Feature Comparison for Proposal continues on next page)

*N/A is displayed when fewer than five responses were received for the question.

**A blank box indicates that a seller has selected that they do not offer that feature.



Feature Comparison for Proposal (continued)

G2 users have evaluated the following products by feature. Feature ratings are representative of reviewers overall satisfaction with each feature and do not necessarily take into account the breadth of individual product features. The results are shown below.

Workflow

	Document Builder Interface	Collaborative Creation	Assembly and Approval Workflows
AutoRFP.ai	89%	98%	93%
Bonsai	90%	87%	83%
Cone Propose	93%	97%	92%
Ombud	N/A	N/A	N/A
Zilliant CPQ	97%		97%
Nusii	93%		
Tango Agreements	94%		78%
Clientary			
Flowcase	74%	86%	73%
Proposal Kit	91%	90%	94%
ScalePad Quoter	89%	83%	84%
Fresh Proposals	90%	94%	94%
RevOps	92%	90%	90%
Tilkee	97%	N/A	N/A
Oracle CPQ	85%	79%	86%
DocSend		86%	
Upland Qvidian	76%	78%	76%
Conga Composer	86%	84%	87%
ConnectWise CPQ	78%	80%	80%

(Feature Comparison for Proposal continues on next page)

*N/A is displayed when fewer than five responses were received for the question.

**A blank box indicates that a seller has selected that they do not offer that feature.



Feature Comparison for Proposal

(continued)

G2 users have evaluated the following products by feature. Feature ratings are representative of reviewers overall satisfaction with each feature and do not necessarily take into account the breadth of individual product features. The results are shown below.

Workflow

	Document Builder Interface	Collaborative Creation	Assembly and Approval Workflows
Odoo Sales	68%	88%	73%
Fiverr Workspace	N/A	N/A	N/A
Conga CLM	80%	79%	79%
Epicor CPQ	90%	88%	91%
QorusDocs	86%	88%	85%
Nintex	83%	79%	82%
Vendavo	81%	86%	83%
Ideagen PleaseReview	88%	86%	88%
Storydoc	89%	88%	83%
Quotient	86%	77%	90%
ClientPoint	87%	84%	87%
Zomentum e-Sign and Payment	88%		88%
XaitPorter	89%	93%	85%
Ideagen Huddle	89%	91%	89%
QuoteWerks	83%	83%	85%
Revolear	92%	96%	92%
RocketDocs	82%	81%	81%
Better Proposals	81%		
Pricefx	77%	86%	81%

(Feature Comparison for Proposal continues on next page)

*N/A is displayed when fewer than five responses were received for the question.

**A blank box indicates that a seller has selected that they do not offer that feature.



Feature Comparison for Proposal (continued)

G2 users have evaluated the following products by feature. Feature ratings are representative of reviewers overall satisfaction with each feature and do not necessarily take into account the breadth of individual product features. The results are shown below.

Workflow

	Document Builder Interface	Collaborative Creation	Assembly and Approval Workflows
Tacton CPQ	74%	70%	69%
SmartDocs	89%	90%	91%
Bidsketch	73%	68%	76%
Revv	90%	95%	95%
Proposable	82%	82%	82%
Privia	81%	82%	86%
Average	87%	87%	86%

(Feature Comparison for Proposal continues on next page)

*N/A is displayed when fewer than five responses were received for the question.

**A blank box indicates that a seller has selected that they do not offer that feature.



Feature Comparison for Proposal (continued)

G2 users have evaluated the following products by feature. Feature ratings are representative of reviewers overall satisfaction with each feature and do not necessarily take into account the breadth of individual product features. The results are shown below.

Analytics

	Engagement Tracking	Proposal Effectiveness Reporting	Reporting and Dashboards
PandaDoc	91%	88%	88%
Responsive, formerly RFPIO	85%	85%	87%
Proposify	93%	92%	91%
DealHub.io	91%	89%	86%
GetAccept	93%	88%	88%
Qwilr	84%	84%	82%
Loopio			85%
Ignition	90%	90%	91%
RELAYTO	96%	96%	95%
Oneflow	84%		79%
AutogenAI	65%	61%	60%
FastSpring Interactive Quotes	89%	92%	91%
TaxDome	81%	83%	79%
fynk	100%	100%	100%
Anchor	84%	77%	87%
OnePageCRM	87%		87%
Smart Pricing Table	96%	96%	93%
Minoa	91%	96%	91%
Cacheflow	89%	85%	81%

(Feature Comparison for Proposal continues on next page)

*N/A is displayed when fewer than five responses were received for the question.

**A blank box indicates that a seller has selected that they do not offer that feature.



Feature Comparison for Proposal (continued)

G2 users have evaluated the following products by feature. Feature ratings are representative of reviewers overall satisfaction with each feature and do not necessarily take into account the breadth of individual product features. The results are shown below.

Analytics

	Engagement Tracking	Proposal Effectiveness Reporting	Reporting and Dashboards
AutoRFP.ai	82%	82%	89%
Bonsai	91%	91%	92%
Cone Propose	93%	94%	89%
Ombud	N/A	N/A	N/A
Zilliant CPQ	95%		90%
Nusii	91%	93%	94%
Tango Agreements	83%	86%	86%
Clientary			
Flowcase	68%	70%	67%
Proposal Kit		N/A	N/A
ScalePad Quoter	84%	88%	83%
Fresh Proposals	97%	93%	97%
RevOps	95%		87%
Tilkee	93%	96%	84%
Oracle CPQ			80%
DocSend	94%	92%	91%
Upland Qvidian	72%	73%	77%
Conga Composer	86%	86%	86%
ConnectWise CPQ		78%	78%

(Feature Comparison for Proposal continues on next page)

*N/A is displayed when fewer than five responses were received for the question.

**A blank box indicates that a seller has selected that they do not offer that feature.



Feature Comparison for Proposal (continued)

G2 users have evaluated the following products by feature. Feature ratings are representative of reviewers overall satisfaction with each feature and do not necessarily take into account the breadth of individual product features. The results are shown below.

Analytics

	Engagement Tracking	Proposal Effectiveness Reporting	Reporting and Dashboards
Odoo Sales	79%	82%	88%
Fiverr Workspace	N/A	N/A	N/A
Conga CLM			83%
Epicor CPQ	89%	91%	92%
QorusDocs	85%	82%	81%
Nintex	74%	81%	82%
Vendavo	N/A	83%	89%
Ideagen PleaseReview	90%	90%	90%
Storydoc	92%	95%	90%
Quotient	89%	91%	91%
ClientPoint	90%	89%	89%
Zomentum e-Sign and Payment	92%		84%
XaitPorter			79%
Ideagen Huddle	86%	87%	91%
QuoteWerks	88%	87%	84%
Revolear	92%	90%	92%
RocketDocs			80%
Better Proposals	91%	89%	87%
Pricefx			77%

(Feature Comparison for Proposal continues on next page)

*N/A is displayed when fewer than five responses were received for the question.

**A blank box indicates that a seller has selected that they do not offer that feature.



Feature Comparison for Proposal (continued)

G2 users have evaluated the following products by feature. Feature ratings are representative of reviewers overall satisfaction with each feature and do not necessarily take into account the breadth of individual product features. The results are shown below.

Analytics

	Engagement Tracking	Proposal Effectiveness Reporting	Reporting and Dashboards
Tacton CPQ			59%
SmartDocs	85%	86%	87%
Bidsketch	80%	71%	73%
Revv	91%		90%
Proposable	91%	89%	86%
Privia	86%	84%	84%
Average	88%	87%	85%

(Feature Comparison for Proposal continues on next page)

*N/A is displayed when fewer than five responses were received for the question.

**A blank box indicates that a seller has selected that they do not offer that feature.



Feature Comparison for Proposal (continued)

G2 users have evaluated the following products by feature. Feature ratings are representative of reviewers overall satisfaction with each feature and do not necessarily take into account the breadth of individual product features. The results are shown below.

Administration and Platform

	User, Role, and Access Management	Alerts and Notifications	CRM Integration	E-Signature Integration	CPQ Integration	API / Integrations
PandaDoc	90%	91%	86%	93%	86%	86%
Responsive, formerly RFPIO	90%	87%	80%	79%		80%
Proposify	91%	92%	86%	93%	83%	85%
DealHub.io	93%	92%	94%	96%	95%	91%
GetAccept	88%	90%	84%	91%	83%	86%
Qwilr	86%	86%	79%	89%	82%	81%
Loopio	93%	91%	84%			85%
Ignition	91%	94%	85%	94%	87%	88%
RELAYTO	97%	93%	95%	95%	93%	95%
Oneflow	82%	86%	80%	87%		80%
AutogenAI	81%	63%	57%	53%		59%
FastSpring Interactive Quotes	N/A	93%	N/A	N/A		N/A
TaxDome	92%	92%	90%	89%	80%	84%
fynk	100%	100%	100%	100%	N/A	100%
Anchor	85%	87%	74%	94%	75%	86%
OnePageCRM	89%	88%	95%	86%	83%	90%
Smart Pricing Table	96%	97%	76%	98%	82%	79%
Minoa	91%	91%	100%	89%	97%	94%
Cacheflow	92%	85%	88%	95%	90%	90%

(Feature Comparison for Proposal continues on next page)

*N/A is displayed when fewer than five responses were received for the question.

**A blank box indicates that a seller has selected that they do not offer that feature.



Feature Comparison for Proposal (continued)

G2 users have evaluated the following products by feature. Feature ratings are representative of reviewers overall satisfaction with each feature and do not necessarily take into account the breadth of individual product features. The results are shown below.

Administration and Platform

	User, Role, and Access Management	Alerts and Notifications	CRM Integration	E-Signature Integration	CPQ Integration	API / Integrations
AutoRFP.ai	95%	95%	82%	73%	81%	87%
Bonsai	91%	87%	82%	92%	75%	75%
Cone Propose	95%	93%	91%	97%	95%	96%
Ombud	N/A	N/A	N/A	N/A	N/A	N/A
Zilliant CPQ	94%	93%	98%	98%	97%	95%
Nusii		92%	82%	94%		
Tango Agreements	76%	94%	N/A	88%	N/A	N/A
Clientary	93%			92%		93%
Flowcase	90%	68%	71%	67%	68%	75%
Proposal Kit	96%		90%	N/A	91%	
ScalePad Quoter	93%	92%	89%	91%	80%	84%
Fresh Proposals	95%	100%	N/A	94%	N/A	N/A
RevOps	90%	93%	98%	96%	90%	96%
Tilkee	95%	96%	83%	96%	N/A	91%
Oracle CPQ	85%	82%	86%	86%	86%	83%
DocSend	88%	90%	84%			83%
Upland Qvidian	85%	83%	69%	57%	57%	66%
Conga Composer	89%	85%	93%	89%	90%	89%
ConnectWise CPQ	86%	81%	86%	89%	84%	83%

(Feature Comparison for Proposal continues on next page)

*N/A is displayed when fewer than five responses were received for the question.

**A blank box indicates that a seller has selected that they do not offer that feature.



Feature Comparison for Proposal (continued)

G2 users have evaluated the following products by feature. Feature ratings are representative of reviewers overall satisfaction with each feature and do not necessarily take into account the breadth of individual product features. The results are shown below.

Administration and Platform

	User, Role, and Access Management	Alerts and Notifications	CRM Integration	E-Signature Integration	CPQ Integration	API / Integrations
Odoo Sales	90%	77%	84%	86%	79%	86%
Fiverr Workspace	N/A	N/A	N/A	N/A	N/A	N/A
Conga CLM	85%	85%	87%	86%	87%	87%
Epicor CPQ	88%	89%	92%	90%	92%	91%
QorusDocs	88%	83%	83%	77%	74%	84%
Nintex	86%	83%	92%	86%	85%	86%
Vendavo	86%	86%	87%	86%	91%	89%
Ideagen PleaseReview	86%	88%	86%	95%	87%	91%
Storydoc	90%	82%	74%	74%	75%	74%
Quotient	94%	96%	N/A	84%	N/A	98%
ClientPoint	89%	88%	81%	87%		85%
Zomentum e-Sign and Payment	92%	93%	86%	96%		91%
XaitPorter	87%	79%	78%	80%	73%	81%
Ideagen Huddle	90%	85%	87%	87%	84%	86%
QuoteWerks	88%	87%	89%	90%	89%	89%
Revelear	90%	88%	94%	96%	90%	92%
RocketDocs	85%	80%	81%		N/A	83%
Better Proposals	87%	92%	76%	88%		75%
Pricefx	80%	84%	77%	N/A		

(Feature Comparison for Proposal continues on next page)

*N/A is displayed when fewer than five responses were received for the question.

**A blank box indicates that a seller has selected that they do not offer that feature.



Feature Comparison for Proposal (continued)

G2 users have evaluated the following products by feature. Feature ratings are representative of reviewers overall satisfaction with each feature and do not necessarily take into account the breadth of individual product features. The results are shown below.

Administration and Platform

	User, Role, and Access Management	Alerts and Notifications	CRM Integration	E-Signature Integration	CPQ Integration	API / Integrations
Tacton CPQ	82%	64%	73%	65%	74%	71%
SmartDocs	88%	88%	81%			83%
Bidsketch	84%	77%	67%	88%		86%
Revv	100%	86%	86%	100%	100%	97%
Proposable	85%	89%	79%	87%		78%
Privia	83%	78%	74%	N/A		N/A
Average	89%	87%	84%	88%	84%	85%

*N/A is displayed when fewer than five responses were received for the question.

**A blank box indicates that a seller has selected that they do not offer that feature.



Additional Data for Proposal

The table below includes a breakdown of the customer segments for each product, as represented by G2 reviewers.

Customers by Size

	Small Business (50 or fewer emp.)	Mid-Market (51-1000 emp.)	Enterprise (>1000 emp.)
PandaDoc	76%	21%	3%
Responsive, formerly RFPIO	12%	48%	40%
Proposify	85%	13%	2%
DealHub.io	22%	67%	10%
GetAccept	54%	40%	6%
Qwilr	84%	14%	1%
Loopio	10%	56%	34%
Ignition	94%	4%	1%
RELAYTO	59%	29%	12%
Oneflow	52%	37%	11%
AutogenAI	23%	29%	49%
FastSpring Interactive Quotes	69%	23%	8%
TaxDome	100%	0%	0%
fynk	8%	75%	17%
Anchor	100%	0%	0%
OnePageCRM	93%	7%	0%
Smart Pricing Table	95%	5%	0%
Minoa	17%	78%	6%
Cacheflow	33%	67%	0%

(Additional Data for Proposal continues on next page)

*N/A is displayed when data is not publicly available.



Additional Data for Proposal (continued)

The table below includes a breakdown of the customer segments for each product, as represented by G2 reviewers.

Customers by Size

	Small Business (50 or fewer emp.)	Mid-Market (51-1000 emp.)	Enterprise (>1000 emp.)
AutoRFP.ai	29%	52%	19%
Bonsai	97%	0%	3%
Cone Propose	93%	7%	0%
Ombud	0%	48%	52%
Zilliant CPQ	44%	6%	50%
Nusii	96%	0%	4%
Tango Agreements	100%	0%	0%
Clientary	59%	19%	22%
Flowcase	45%	27%	27%
Proposal Kit	78%	11%	11%
ScalePad Quoter	90%	10%	0%
Fresh Proposals	93%	7%	0%
RevOps	41%	59%	0%
Tilkee	55%	36%	9%
Oracle CPQ	17%	29%	55%
DocSend	79%	17%	4%
Upland Qvidian	9%	30%	61%
Conga Composer	26%	51%	23%
ConnectWise CPQ	54%	43%	3%

(Additional Data for Proposal continues on next page)

*N/A is displayed when data is not publicly available.



Additional Data for Proposal (continued)

The table below includes a breakdown of the customer segments for each product, as represented by G2 reviewers.

Customers by Size

	Small Business (50 or fewer emp.)	Mid-Market (51-1000 emp.)	Enterprise (>1000 emp.)
Odoo Sales	46%	46%	8%
Fiverr Workspace	94%	6%	0%
Conga CLM	37%	45%	18%
Epicor CPQ	7%	51%	42%
QorusDocs	18%	31%	50%
Nintex	36%	40%	24%
Vendavo	27%	52%	21%
Ideagen PleaseReview	30%	43%	26%
Storydoc	89%	11%	0%
Quotient	100%	0%	0%
ClientPoint	33%	35%	32%
Zomentum e-Sign and Payment	97%	3%	0%
XaitPorter	13%	53%	34%
Ideagen Huddle	27%	34%	39%
QuoteWerks	77%	16%	7%
Revelear	20%	80%	0%
RocketDocs	14%	56%	30%
Better Proposals	98%	2%	0%
Pricefx	11%	28%	61%

(Additional Data for Proposal continues on next page)

*N/A is displayed when data is not publicly available.



Additional Data for Proposal (continued)

The table below includes a breakdown of the customer segments for each product, as represented by G2 reviewers.

Customers by Size

	Small Business (50 or fewer emp.)	Mid-Market (51-1000 emp.)	Enterprise (>1000 emp.)
Tacton CPQ	14%	19%	68%
SmartDocs	53%	20%	27%
Bidsketch	73%	18%	9%
Revv	62%	14%	24%
Proposable	55%	34%	11%
Privia	0%	47%	53%
Average	53%	29%	18%

(Additional Data for Proposal continues on next page)

*N/A is displayed when data is not publicly available.



Additional Data for Proposal (continued)

The table below highlights implementation and deployment data as indicated in real user reviews on G2.

Implementation

	Deployment		Implementation Time	Implementation Method				Contract Term
	Cloud	On-Premises	Avg. Months to Go Live	In-House Team	Seller Services Team	Third-Party Consultant	Don't know	Avg. Contract Term (Months)
PandaDoc	100%	0%	1.0	90%	3%	1%	6%	7
Responsive, formerly RFPIO	79%	21%	1.8	69%	13%	0%	17%	19
Proposify	59%	41%	0.8	91%	4%	1%	5%	5
DealHub.io	86%	14%	3.3	54%	35%	3%	8%	17
GetAccept	71%	29%	1.2	64%	26%	1%	10%	12
Qwilr	66%	34%	0.5	93%	3%	0%	4%	4
Loopio	74%	26%	1.5	68%	14%	1%	17%	16
Ignition	72%	28%	0.9	77%	8%	0%	15%	5
RELAYTO	61%	39%	0.6	69%	13%	13%	6%	10
Oneflow	67%	33%	1.7	75%	10%	0%	16%	9
AutogenAI	38%	62%	0.6	58%	17%	8%	17%	15
FastSpring Interactive Quotes	75%	25%	0.1	80%	10%	0%	10%	N/A
TaxDome	83%	17%	2.0	94%	0%	6%	0%	17
fynk	100%	0%	0.6	63%	38%	0%	0%	8
Anchor	94%	6%	1.0	81%	13%	0%	6%	1
OnePageCRM	89%	11%	0.1	100%	0%	0%	0%	6
Smart Pricing Table	67%	33%	0.2	94%	0%	0%	6%	1
Minoa	100%	0%	0.5	100%	0%	0%	0%	N/A
Cacheflow	80%	20%	1.4	82%	0%	0%	18%	18

(Additional Data for Proposal continues on next page)

*N/A is displayed when data is not publicly available.



Additional Data for Proposal (continued)

The table below highlights implementation and deployment data as indicated in real user reviews on G2.

Implementation

	Deployment		Implementation Time	Implementation Method				Contract Term
	Cloud	On-Premises	Avg. Months to Go Live	In-House Team	Seller Services Team	Third-Party Consultant	Don't know	Avg. Contract Term (Months)
AutoRFP.ai	100%	0%	0.9	80%	20%	0%	0%	11
Bonsai	33%	67%	0.4	83%	0%	0%	17%	6
Cone Propose	N/A	N/A	N/A	N/A	N/A	N/A	N/A	N/A
Ombud	80%	20%	N/A	40%	20%	0%	40%	N/A
Zilliant CPQ	90%	10%	9.8	46%	15%	8%	31%	N/A
Nusii	78%	22%	0.2	100%	0%	0%	0%	9
Tango Agreements	40%	60%	0.2	80%	20%	0%	0%	1
Clientary	100%	0%	0.0	86%	14%	0%	0%	2
Flowcase	67%	33%	4.0	55%	9%	0%	36%	10
Proposal Kit	0%	100%	0.6	100%	0%	0%	0%	0
ScalePad Quoter	88%	13%	0.9	88%	13%	0%	0%	7
Fresh Proposals	100%	0%	0.1	83%	0%	0%	17%	N/A
RevOps	75%	25%	1.3	92%	8%	0%	0%	10
Tilkee	83%	17%	3.0	100%	0%	0%	0%	N/A
Oracle CPQ	73%	27%	7.3	33%	29%	33%	5%	27
DocSend	58%	42%	0.5	93%	1%	1%	4%	8
Upland Qvidian	100%	0%	3.9	59%	17%	2%	22%	21
Conga Composer	100%	0%	3.0	68%	12%	15%	5%	16
ConnectWise CPQ	100%	0%	2.7	53%	45%	0%	2%	9

(Additional Data for Proposal continues on next page)

*N/A is displayed when data is not publicly available.



Additional Data for Proposal (continued)

The table below highlights implementation and deployment data as indicated in real user reviews on G2.

Implementation

	Deployment		Implementation Time	Implementation Method				Contract Term
	Cloud	On-Premises	Avg. Months to Go Live	In-House Team	Seller Services Team	Third-Party Consultant	Don't know	Avg. Contract Term (Months)
Odoo Sales	100%	0%	N/A	67%	33%	0%	0%	N/A
Fiverr Workspace	N/A	N/A	N/A	N/A	N/A	N/A	N/A	N/A
Conga CLM	90%	10%	2.5	80%	15%	3%	2%	14
Epicor CPQ	72%	28%	10.3	63%	34%	3%	0%	21
QorusDocs	78%	22%	4.2	66%	14%	2%	19%	15
Nintex	78%	22%	1.6	69%	12%	18%	1%	12
Vendavo	100%	0%	4.6	72%	22%	6%	0%	18
Ideagen PleaseReview	63%	38%	N/A	63%	13%	25%	0%	N/A
Storydoc	50%	50%	0.5	100%	0%	0%	0%	2
Quotient	N/A	N/A	N/A	N/A	N/A	N/A	N/A	N/A
ClientPoint	100%	0%	1.5	67%	33%	0%	0%	6
Zomentum e-Sign and Payment	100%	0%	0.3	70%	30%	0%	0%	2
XaitPorter	85%	15%	2.1	62%	31%	8%	0%	21
Ideagen Huddle	100%	0%	0.8	67%	20%	0%	13%	10
QuoteWerks	0%	100%	0.7	87%	13%	0%	0%	8
Revelear	N/A	N/A	N/A	N/A	N/A	N/A	N/A	N/A
RocketDocs	44%	56%	3.4	56%	28%	4%	12%	14
Better Proposals	92%	8%	1.7	89%	11%	0%	0%	7
Pricefx	82%	18%	4.7	45%	36%	18%	0%	16

(Additional Data for Proposal continues on next page)

*N/A is displayed when data is not publicly available.



Additional Data for Proposal (continued)

The table below highlights implementation and deployment data as indicated in real user reviews on G2.

Implementation

	Deployment		Implementation Time	Implementation Method				Contract Term
	Cloud	On-Premises	Avg. Months to Go Live	In-House Team	Seller Services Team	Third-Party Consultant	Don't know	Avg. Contract Term (Months)
Tacton CPQ	42%	58%	9.4	57%	25%	7%	11%	21
SmartDocs	40%	60%	N/A	N/A	N/A	N/A	N/A	N/A
Bidsketch	N/A	N/A	N/A	N/A	N/A	N/A	N/A	N/A
Revv	N/A	N/A	N/A	N/A	N/A	N/A	N/A	N/A
Proposable	78%	22%	0.5	95%	5%	0%	0%	2
Privia	20%	80%	N/A	N/A	N/A	N/A	N/A	N/A

(Additional Data for Proposal continues on next page)

*N/A is displayed when data is not publicly available.



Additional Data for Proposal (continued)

The table below highlights the average user adoption of each product as indicated in real user reviews on G2.

User Adoption and Return on Investment (ROI)

	User Adoption	Payback Period
	Average User Adoption	Estimated ROI (payback period in months)
PandaDoc	80%	8
Responsive, formerly RFPIO	59%	11
Proposify	80%	6
DealHub.io	76%	9
GetAccept	78%	10
Qwilr	77%	7
Loopio	69%	9
Ignition	76%	7
RELAYTO	51%	13
Oneflow	81%	14
AutogenAI	56%	2
FastSpring Interactive Quotes	69%	3
TaxDome	86%	6
fynk	94%	4
Anchor	98%	3
OnePageCRM	87%	3
Smart Pricing Table	76%	3
Minoa	95%	4
Cacheflow	78%	8

(Additional Data for Proposal continues on next page)

*N/A is displayed when data is not publicly available.



Additional Data for Proposal (continued)

The table below highlights the average user adoption of each product as indicated in real user reviews on G2.

User Adoption and Return on Investment (ROI)

	User Adoption	Payback Period
	Average User Adoption	Estimated ROI (payback period in months)
AutoRFP.ai	80%	5
Bonsai	85%	12
Cone Propose	N/A	N/A
Ombud	N/A	N/A
Zilliant CPQ	60%	N/A
Nusii	97%	3
Tango Agreements	98%	3
Clientary	78%	4
Flowcase	77%	N/A
Proposal Kit	N/A	3
ScalePad Quoter	100%	13
Fresh Proposals	N/A	N/A
RevOps	98%	6
Tilkee	71%	5
Oracle CPQ	58%	28
DocSend	64%	8
Upland Qvidian	66%	19
Conga Composer	65%	13
ConnectWise CPQ	76%	14

(Additional Data for Proposal continues on next page)

*N/A is displayed when data is not publicly available.



Additional Data for Proposal (continued)

The table below highlights the average user adoption of each product as indicated in real user reviews on G2.

User Adoption and Return on Investment (ROI)

	User Adoption	Payback Period
	Average User Adoption	Estimated ROI (payback period in months)
Odoo Sales	N/A	N/A
Fiverr Workspace	N/A	N/A
Conga CLM	68%	11
Epicor CPQ	51%	20
QorusDocs	47%	11
Nintex	65%	13
Vendavo	73%	14
Ideagen PleaseReview	N/A	N/A
Storydoc	94%	3
Quotient	N/A	N/A
ClientPoint	76%	13
Zomentum e-Sign and Payment	86%	10
XaitPorter	64%	11
Ideagen Huddle	85%	N/A
QuoteWerks	86%	6
Revolear	N/A	N/A
RocketDocs	59%	12
Better Proposals	77%	10
Pricefx	84%	9

(Additional Data for Proposal continues on next page)

*N/A is displayed when data is not publicly available.



Additional Data for Proposal (continued)

The table below highlights the average user adoption of each product as indicated in real user reviews on G2.

User Adoption and Return on Investment (ROI)

	User Adoption	Payback Period
	Average User Adoption	Estimated ROI (payback period in months)
Tacton CPQ	66%	34
SmartDocs	N/A	N/A
Bidsketch	N/A	N/A
Revv	N/A	N/A
Proposable	81%	5
Privia	N/A	N/A
Average	76%	9

(Additional Data for Proposal continues on next page)

*N/A is displayed when data is not publicly available.

Additional Data for Proposal (continued)

The table below highlights third-party market presence data used to inform the G2's Market Presence Score that highlights each products impact and influence in the category.

Market Presence

	Seller Name	Year Founded	Employees on LinkedIn (Seller)	LinkedIn Followers
PandaDoc	PandaDoc	2011	796	199,000
Responsive, formerly RFPIO	Responsive	2016	633	77,787
Proposify	Proposify	2012	70	12,596
DealHub.io	DealHub.io	2014	244	27,167
GetAccept	GetAccept Inc.	2015	169	15,000
Qwilr	Qwilr	2014	94	11,384
Loopio	Loopio Inc.	2014	294	32,969
Ignition	Ignition	2011	274	33,684
RELAYTO	Relayto	2023	49	1,624
Oneflow	Oneflow	2012	182	13,000
AutogenAI	AutogenAI	2022	200	18,688
FastSpring Interactive Quotes	FastSpring	2005	157	11,211
TaxDome	TaxDome	2017	252	7,520
fynk	fynk GmbH	2022	28	1,366
Anchor	Anchor		60	6,512
OnePageCRM	OnePageCRM	2010	23	3,875
Smart Pricing Table	Smart Pricing Table	2020	7	940
Minoa	Minoa	2023	14	1,292
Cacheflow	Cacheflow	2021	23	3,864

(Additional Data for Proposal continues on next page)

*N/A is displayed when data is not publicly available.



Additional Data for Proposal (continued)

The table below highlights third-party market presence data used to inform the G2's Market Presence Score that highlights each products impact and influence in the category.

Market Presence

	Seller Name	Year Founded	Employees on LinkedIn (Seller)	LinkedIn Followers
AutoRFP.ai	AutoRFP.ai	2022	8	1,749
Bonsai	Bonsai (YC W16)	2015	51	5,925
Cone Propose	Cone	2022	15	4,549
Ombud	Ombud	2011	45	2,756
Zilliant CPQ	Zilliant	1999	239	32,806
Nusii	Nusii	2013	1	27
Tango Agreements	Tango Agreements	2022	8	413
Clientary	Unbrew	2008	1	21
Flowcase	Flowcase (formerly CV Partner)	2012	51	2,060
Proposal Kit	Proposal Kit	1997	3	73
ScalePad Quoter	ScalePad	2015	243	7,126
Fresh Proposals	Fresh Proposals	2019	8	326
RevOps	RevOps	2018	9	2,095
Tilkee	Tilkee	2014	6	5,031
Oracle CPQ	Oracle	1977	204,855	10,196,173
DocSend	Dropbox	2007	3,595	477,740
Upland Qvidian	Upland Software	2010	954	23,656
Conga Composer	Conga	2006	1,828	162,119
ConnectWise CPQ	ConnectWise	1982	3,224	171,372

(Additional Data for Proposal continues on next page)

*N/A is displayed when data is not publicly available.



Additional Data for Proposal (continued)

The table below highlights third-party market presence data used to inform the G2's Market Presence Score that highlights each products impact and influence in the category.

Market Presence

	Seller Name	Year Founded	Employees on LinkedIn (Seller)	LinkedIn Followers
Odoo Sales	Odoo	2005	6,171	397,702
Fiverr Workspace	Fiverr	2010	212,456	1,420,452
Conga CLM	Conga	2006	1,828	162,119
Epicor CPQ	Epicor	1972	5,845	143,000
QorusDocs	QorusDocs	2012	60	5,253
Nintex	Nintex	2006	1,226	53,158
Vendavo	Vendavo	1998	527	48,490
Ideagen PleaseReview	Ideagen	2000	1,193	26,824
Storydoc	Storydoc	2019	26	1,503
Quotient	Quotient	2011	2	157
ClientPoint	ClientPoint	2009	30	6,353
Zomentum e-Sign and Payment	Zomentum	2018	70	32,541
XaitPorter	Xait	2000	89	6,425
Ideagen Huddle	Ideagen	2000	1,193	26,824
QuoteWerks	Aspire Technologies	1993	48	1,206
Revolear	Revolear	2022	9	1,135
RocketDocs	RocketDocs	1994	26	2,109
Better Proposals	Better Proposals	2009	8	1,419
Pricefx	Pricefx	2011	424	24,588

(Additional Data for Proposal continues on next page)

*N/A is displayed when data is not publicly available.



Additional Data for Proposal (continued)

The table below highlights third-party market presence data used to inform the G2's Market Presence Score that highlights each products impact and influence in the category.

Market Presence

	Seller Name	Year Founded	Employees on LinkedIn (Seller)	LinkedIn Followers
Tacton CPQ	Tacton	1998	222	8,509
SmartDocs	ThirtySix Software	2009	4	176
Bidsketch	SignWell	2010	3	134
Revv	Revv	2018	17	7,838
Proposable	Proposable	2009	1	203
Privia	Privia		2	1

*N/A is displayed when data is not publicly available.